

Probolsky Research

Statewide Survey

Gas Tax Repeal

October 2, 2017



Opinion Research on
Elections and Public Policy

Probolsky Research
100 Pine Street Suite 1250
San Francisco CA 94111

San Francisco (415) 870-8150
Newport Beach (949) 855-6400
Washington DC (202) 559-0270

Table of Contents

I.	Survey Methodology.	1
II.	Survey Questionnaire.	2
III.	Graphic Analysis/Presentation.	3
IV.	Cross Tabulations.	9



Probolsky Research
100 Pine Street Suite 1250
San Francisco CA 94111

San Francisco	(415) 870-8150
Newport Beach	(949) 855-6400
Washington DC	(202) 559-0270

Probolsky Research – Statewide Survey

Gas Tax Repeal

Survey Methodology

From Thursday, September 28 to Sunday, October 1 2017, Probolsky Research conducted a survey with live professional interviewers and online, among California residents.

A total of 1,000 residents were surveyed (510 via telephone and 490 online). A survey of this size yields a margin of error of +/-3.2% with a confidence level of 95%. Interviews were conducted with respondents on both landline and mobile (62.7%) phones and were offered in English, Spanish (5.9%) languages. For the online survey phase, we invited participation via email. Security measures precluded individuals from completing the survey more than once and allowed only the designated resident to complete the survey. Online respondents could use their computer, tablet or smart phone to participate. We sent emails to all individuals with valid email addresses.

Probolsky Research specializes in opinion research on behalf of corporate, government, non-profit, and special interest clients.



Probolsky Research
3990 Westerly Place Suite 185
Newport Beach CA 92660

Newport Beach (949) 855-6400
San Francisco (415) 870-8150
Washington DC (202) 559-0270

Probolsky Research – Statewide Survey

Gas Tax Repeal

Survey Questionnaire

Field Dates: From Thursday, September 28 – Sunday, October 1, 2017
Universe: CA Statewide
Language: English, and Spanish
N = 1000
Margin of Error = +/-3%

Hello, may I speak with _____? [IF NOT AVAILABLE—SCHEDULE CALLBACK]
This is _____ with the Probolsky Research, a regional opinion research organization. We are conducting a survey about issues facing your community. Your opinion is important.

1. In November 2018, you will have the opportunity to vote on a California ballot measure that will read, “Repeals recently enacted gas and diesel taxes and vehicle registration fees. Eliminates road repair and transportation programs funded by these taxes and fees.” If the election were held today, would you vote YES in favor of the ballot measure or NO to oppose the ballot measure? [RECORD] [IF CHOOSE VOTE YES OR VOTE NO>>>] And would you say that you would definitely vote (yes/no) or probably vote (yes/no) on the ballot measure? [IF UNSURE >>>] Would you say that you lean one way or another? [ROTATE]

Vote YES [NET]	34.8%
Definitely vote yes	19.9%
Probably vote yes	11.2%
Lean vote yes	3.7%
Vote NO [NET]	53.9%
Definitely vote no	29.6%
Probably vote no	18.1%
Lean vote no	6.2%
Firm Unsure [DO NOT READ]	10.1%
Refused [DO NOT READ]	1.2%

Thank you for your time. Have a great (day/evening).



Probolsky Research
3990 Westerly Place Suite 185
Newport Beach CA 92660

Newport Beach (949) 855-6400
San Francisco (415) 870-8150
Washington DC (202) 559-0270

Graphic Analysis/Presentation



Probolsky Research
100 Pine Street Suite 1250
San Francisco CA 94111

San Francisco (415) 870-8150
Newport Beach (949) 855-6400
Washington DC (202) 559-0270

Top Issues

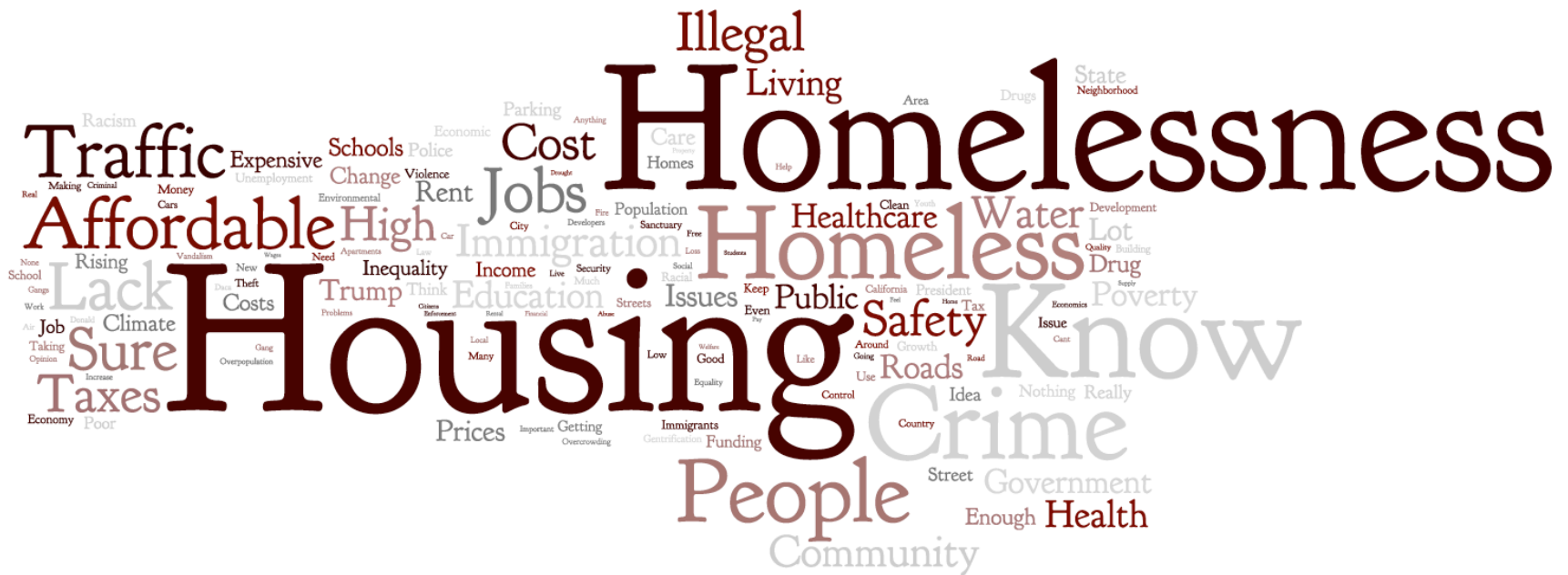
Open-ended question



Probolsky Research
100 Pine Street Suite 1250
San Francisco CA 94111

San Francisco (415) 870-8150
Newport Beach (949) 855-6400
Washington DC (202) 559-0270

What is Top of Mind within California?



Probolsky Research
100 Pine Street Suite 1250
San Francisco CA 94111

San Francisco (415) 870-8150
Newport Beach (949) 855-6400
Washington DC (202) 559-0270

GAS TAX REPEAL UNLIKELY

In November 2018, you will have the opportunity to vote on a California ballot measure that will read, "Repeals recently enacted gas and diesel taxes and vehicle registration fees. Eliminates road repair and transportation programs funded by these taxes and fees". If the election were held today,

WOULD YOU VOTE **YES** IN FAVOR OF THE BALLOT MEASURE
OR **NO** TO OPPOSE THE BALLOT MEASURE?

34.8%

YES

53.9%

NO

11.3%

UNSURE

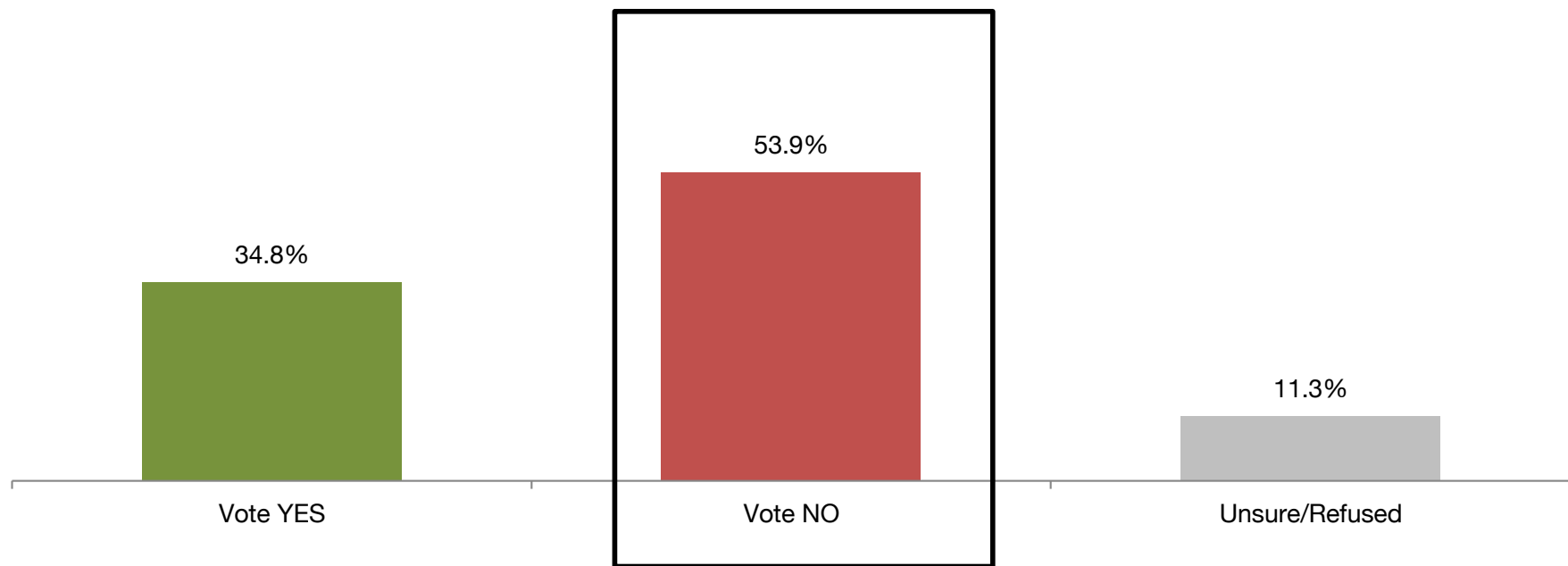
Probolsky Research conducted a survey of **1,000 California voters** via landlines and mobile phones using live, professional interviewers and online. The survey was conducted from Thursday, September 28 through Sunday, October 1. The margin of error for a survey of this size is $\pm 3.1\%$ with a 95% level of confidence.



Majority of Voters Would Oppose a Repeal

Of the recently imposed gas tax

Question: In November 2018, you will have the opportunity to vote on a California ballot measure that will read, “Repeals recently enacted gas and diesel taxes and vehicle registration fees. Eliminates road repair and transportation programs funded by these taxes and fees.” If the election were held today, would you vote YES in favor of the ballot measure or NO to oppose the ballot measure? [RECORD] [IF CHOOSE VOTE YES OR VOTE NO>>>] And would you say that you would definitely vote (yes/no) or probably vote (yes/no) on the ballot measure? [IF UNSURE >>>] Would you say that you lean one way or another?



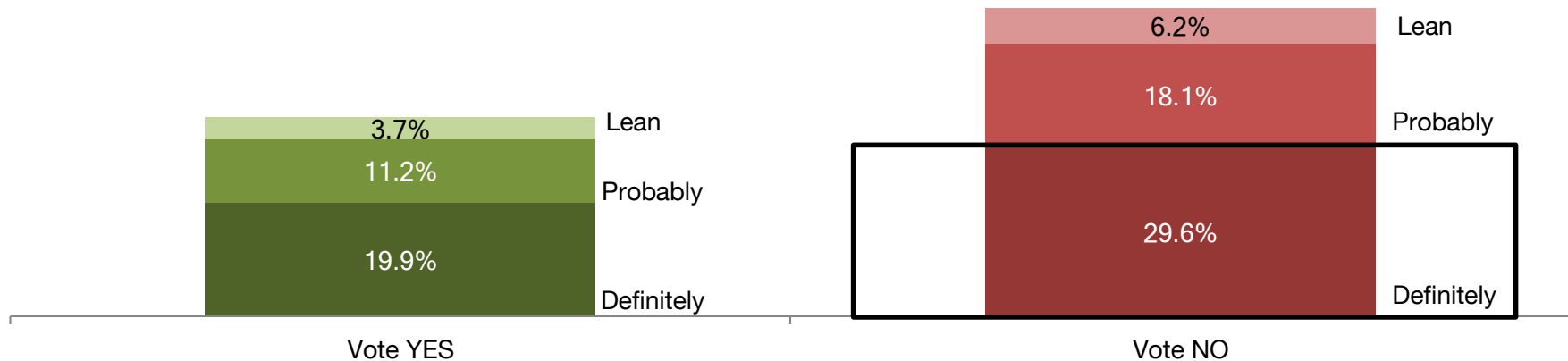
Probolsky Research
100 Pine Street Suite 1250
San Francisco CA 94111

San Francisco (415) 870-8150
Newport Beach (949) 855-6400
Washington DC (202) 559-0270

Intensity is Greater Among Opponents

Than among supporters of a repeal

Question: In November 2018, you will have the opportunity to vote on a California ballot measure that will read, “Repeals recently enacted gas and diesel taxes and vehicle registration fees. Eliminates road repair and transportation programs funded by these taxes and fees.” If the election were held today, would you vote YES in favor of the ballot measure or NO to oppose the ballot measure? [RECORD] [IF CHOOSE VOTE YES OR VOTE NO>>>] And would you say that you would definitely vote (yes/no) or probably vote (yes/no) on the ballot measure? [IF UNSURE >>>] Would you say that you lean one way or another?



Probolsky Research
100 Pine Street Suite 1250
San Francisco CA 94111

San Francisco (415) 870-8150
Newport Beach (949) 855-6400
Washington DC (202) 559-0270

Cross-tabulations



Probolsky Research
100 Pine Street Suite 1250
San Francisco CA 94111

San Francisco (415) 870-8150
Newport Beach (949) 855-6400
Washington DC (202) 559-0270

Statewide Poll

1. In November 2018, you will have the opportunity to vote on a California ballot measure that will read,
 "Repeals recently enacted gas and diesel taxes and vehicle registration fees. Eliminates road repair and transportation programs funded by
 these taxes and fees." If the election were held today, would you vote YES in favor of the ballot measure or NO to oppose the ballot measure?[IF CHOOSE VOTE YES OR VOTE NO>>>]
 And would you say that you would definitely vote (yes/no) or probably vote (yes/no) on the ballot measure? [IF UNSURE >>>] Would you say that you lean one way or another?

Base: Total Sample

	GENDER			PARTY			BORN IN US			AGE						GENDER/AGE			
	=====			=====			=====			=====						=====			
	FE-						FOR									MEN			
	TOTAL	MALE	MALE	REP.	DEM.	DTS	BORN	BORN	KNOWN	18-29	30-39	40-54	55-64	65+	18-54	55+	18-54	55+	
	----	----	----	----	----	----	----	----	----	----	----	----	----	----	----	----	----	----	----
Total	1000	463	479	271	467	194	752	185	63	190	169	239	175	227	258	205	292	187	
	100.0	100	100.0	100	100	100	100.0	100.0	100.0	100.0	100.0	100.0	100.0	100.0	100.0	100	100.0	100	
Vote YES [NET]	348	190	141	141	122	64	267	59	22	62	46	84	65	91	97	93	79	62	
=====	34.8%	41%	29.4%	52%	26%	33%	35.5%	31.9%	34.9%	32.6%	27.2%	35.1%	37.1%	40.1%	37.6%	45%	27.1%	33%	
Definitely vote yes	199	120	72	99	58	28	152	35	12	19	26	53	41	60	57	63	35	37	
	19.9%	26%	15.0%	37%	12%	14%	20.2%	18.9%	19.0%	10.0%	15.4%	22.2%	23.4%	26.4%	22.1%	31%	12.0%	20%	
Probably vote yes	112	53	52	33	47	25	86	20	6	30	15	24	21	22	30	23	32	20	
	11.2%	11%	10.9%	12%	10%	13%	11.4%	10.8%	9.5%	15.8%	8.9%	10.0%	12.0%	9.7%	11.6%	11%	11.0%	11%	
Lean vote yes	37	17	17	9	17	11	29	4	4	13	5	7	3	9	10	7	12	5	
	3.7%	3.7%	3.5%	3.3%	3.6%	5.7%	3.9%	2.2%	6.3%	6.8%	3.0%	2.9%	1.7%	4.0%	3.9%	3.4%	4.1%	2.7%	
Vote NO [NET]	539	245	266	110	282	109	407	97	35	104	91	134	95	115	145	100	164	102	
=====	53.9%	53%	55.5%	41%	60%	56%	54.1%	52.4%	55.6%	54.7%	53.8%	56.1%	54.3%	50.7%	56.2%	49%	56.2%	55%	
Definitely vote no	296	148	130	62	150	62	222	50	24	48	47	78	54	69	83	65	77	53	
	29.6%	32%	27.1%	23%	32%	32%	29.5%	27.0%	38.1%	25.3%	27.8%	32.6%	30.9%	30.4%	32.2%	32%	26.4%	28%	
Probably vote no	181	77	96	37	96	36	142	33	6	42	33	44	30	32	50	27	63	33	
	18.1%	17%	20.0%	14%	21%	19%	18.9%	17.8%	9.5%	22.1%	19.5%	18.4%	17.1%	14.1%	19.4%	13%	21.6%	18%	
Lean vote no	62	20	40	11	36	11	43	14	5	14	11	12	11	14	12	8	24	16	
	6.2%	4.3%	8.4%	4.1%	7.7%	5.7%	5.7%	7.6%	7.9%	7.4%	6.5%	5.0%	6.3%	6.2%	4.7%	3.9%	8.2%	8.6%	
Firm Unsure	101	25	63	18	56	18	72	24	5	23	30	17	12	19	14	11	44	19	
	10.1%	5.4%	13.2%	6.6%	12%	9.3%	9.6%	13.0%	7.9%	12.1%	17.8%	7.1%	6.9%	8.4%	5.4%	5.4%	15.1%	10%	
Refused	12	3	9	2	7	3	6	5	1	1	2	4	3	2	2	1	5	4	
	1.2%	0.6%	1.9%	0.7%	1.5%	1.5%	0.8%	2.7%	1.6%	0.5%	1.2%	1.7%	1.7%	0.9%	0.8%	0.5%	1.7%	2.1%	



Probolsky Research
 3990 Westerly Place Suite 185
 Newport Beach CA 92660

Newport Beach (949) 855-6400
 San Francisco (415) 870-8150
 Washington DC (202) 559-0270

Statewide Poll

1. In November 2018, you will have the opportunity to vote on a California ballot measure that will read,
 "Repeals recently enacted gas and diesel taxes and vehicle registration fees. Eliminates road repair and transportation programs funded by
 these taxes and fees." If the election were held today, would you vote YES in favor of the ballot measure or NO to oppose the ballot measure?[IF CHOOSE VOTE YES OR VOTE NO>>>]
 And would you say that you would definitely vote (yes/no) or probably vote (yes/no) on the ballot measure? [IF UNSURE >>>] Would you say that you lean one way or another?

Base: Total Sample

	GEOGRAPHIC																
	GEOGRAPHIC 1						GEOGRAPHIC 2				GEOGRAPHIC 3			4		5	
	TOTAL	LA COUNTY	OTHER S. CALIFORNIA	CENTRAL VALLEY	SAN FRANCISCO BAY	OTHER N. CALIFORNIA	NORTH COAST	BAY AREA	CENTRAL COAST	SOUTH COAST	COASTAL 5	COASTAL 10	INLAND	SOUTH	NORTH	COASTAL	INLAND
Total	1000	268	299	179	206	48	30	166	59	442	432	183	385	517	483	615	385
	100.0	100.0	100.0	100.0	100.0	100.0	100.0	100	100.0	100.0	100.0	100.0	100.0	100.0	100.0	100.0	100.0
Vote YES [NET]	348	88	122	68	55	15	12	42	13	159	145	46	157	185	163	191	157
=====	34.8%	32.8%	40.8%	38.0%	26.7%	31.3%	40.0%	25%	22.0%	36.0%	33.6%	25.1%	40.8%	35.8%	33.7%	31.1%	40.8%
Definitely vote yes	199	45	83	40	23	8	6	18	6	92	77	19	103	108	91	96	103
	19.9%	16.8%	27.8%	22.3%	11.2%	16.7%	20.0%	11%	10.2%	20.8%	17.8%	10.4%	26.8%	20.9%	18.8%	15.6%	26.8%
Probably vote yes	112	31	29	22	26	4	4	19	6	51	50	22	40	55	57	72	40
	11.2%	11.6%	9.7%	12.3%	12.6%	8.3%	13.3%	11%	10.2%	11.5%	11.6%	12.0%	10.4%	10.6%	11.8%	11.7%	10.4%
Lean vote yes	37	12	10	6	6	3	2	5	1	16	18	5	14	22	15	23	14
	3.7%	4.5%	3.3%	3.4%	2.9%	6.3%	6.7%	3.0%	1.7%	3.6%	4.2%	2.7%	3.6%	4.3%	3.1%	3.7%	3.6%
Vote NO [NET]	539	146	150	91	124	28	14	105	36	232	234	114	191	274	265	348	191
=====	53.9%	54.5%	50.2%	50.8%	60.2%	58.3%	46.7%	63%	61.0%	52.5%	54.2%	62.3%	49.6%	53.0%	54.9%	56.6%	49.6%
Definitely vote no	296	76	83	45	79	13	8	69	20	126	128	73	95	146	150	201	95
	29.6%	28.4%	27.8%	25.1%	38.3%	27.1%	26.7%	42%	33.9%	28.5%	29.6%	39.9%	24.7%	28.2%	31.1%	32.7%	24.7%
Probably vote no	181	56	46	35	35	9	5	26	15	78	82	31	68	99	82	113	68
	18.1%	20.9%	15.4%	19.6%	17.0%	18.8%	16.7%	16%	25.4%	17.6%	19.0%	16.9%	17.7%	19.1%	17.0%	18.4%	17.7%
Lean vote no	62	14	21	11	10	6	1	10	1	28	24	10	28	29	33	34	28
	6.2%	5.2%	7.0%	6.1%	4.9%	12.5%	3.3%	6.0%	1.7%	6.3%	5.6%	5.5%	7.3%	5.6%	6.8%	5.5%	7.3%
Firm Unsure	101	27	24	19	27	4	4	19	9	42	43	23	35	48	53	66	35
	10.1%	10.1%	8.0%	10.6%	13.1%	8.3%	13.3%	11%	15.3%	9.5%	10.0%	12.6%	9.1%	9.3%	11.0%	10.7%	9.1%
Refused	12	7	3	1	-	1	-	-	1	9	10	-	2	10	2	10	2
	1.2%	2.6%	1.0%	0.6%	-	2.1%	-	-	1.7%	2.0%	2.3%	-	0.5%	1.9%	0.4%	1.6%	0.5%



Probolsky Research
 3990 Westerly Place Suite 185
 Newport Beach CA 92660

Newport Beach (949) 855-6400
 San Francisco (415) 870-8150
 Washington DC (202) 559-0270

Statewide Poll

1. In November 2018, you will have the opportunity to vote on a California ballot measure that will read,
 "Repeals recently enacted gas and diesel taxes and vehicle registration fees. Eliminates road repair and transportation programs funded by
 these taxes and fees." If the election were held today, would you vote YES in favor of the ballot measure or NO to oppose the ballot measure?[IF CHOOSE VOTE YES OR VOTE NO>>>]
 And would you say that you would definitely vote (yes/no) or probably vote (yes/no) on the ballot measure? [IF UNSURE >>>] Would you say that you lean one way or another?

Base: Total Sample

	LANGUAGE			PHONE TYPE		SURVEY TYPE		ETHNIC BACKGROUND						HOUSEHOLD INCOME							
	ENG-SPAN-		LAND	MOBILE	LINE	ONLINE	PHONE	LATINO	WHITE	BLACK	ASIAN	OTHER	REFU-SED	<\$25K	\$25K-\$50K	\$51K-\$75	\$76K-\$100K	\$101K-\$200K	<\$200K	REFU-SED	
	TOTAL	LISH																			ISH
Total	1000	941	59	627	373	490	510	256	156	140	130	192	126	149	189	167	150	209	81	55	
	100.0	100.0	100.0	100.0	100	100.0	100.0	100.0	100.0	100.0	100.0	100.0	100.0	100.0	100.0	100.0	100.0	100.0	100.0	100.0	
Vote YES [NET]	348	329	19	211	137	170	178	90	51	48	52	65	42	55	57	55	61	73	36	11	
=====	34.8%	35.0%	32.2%	33.7%	37%	34.7%	34.9%	35.2%	32.7%	34.3%	40.0%	33.9%	33.3%	36.9%	30.2%	32.9%	40.7%	34.9%	44.4%	20.0%	
Definitely vote yes	199	188	11	113	86	107	92	45	29	27	25	42	31	31	32	29	28	47	27	5	
	19.9%	20.0%	18.6%	18.0%	23%	21.8%	18.0%	17.6%	18.6%	19.3%	19.2%	21.9%	24.6%	20.8%	16.9%	17.4%	18.7%	22.5%	33.3%	9.1%	
Probably vote yes	112	105	7	71	41	42	70	35	17	17	18	14	11	19	18	21	23	17	9	5	
	11.2%	11.2%	11.9%	11.3%	11%	8.6%	13.7%	13.7%	10.9%	12.1%	13.8%	7.3%	8.7%	12.8%	9.5%	12.6%	15.3%	8.1%	11.1%	9.1%	
Lean vote yes	37	36	1	27	10	21	16	10	5	4	9	9	-	5	7	5	10	9	-	1	
	3.7%	3.8%	1.7%	4.3%	2.7%	4.3%	3.1%	3.9%	3.2%	2.9%	6.9%	4.7%		3.4%	3.7%	3.0%	6.7%	4.3%		1.8%	
Vote NO [NET]	539	507	32	335	204	262	277	133	81	74	69	111	71	75	103	90	77	118	40	36	
=====	53.9%	53.9%	54.2%	53.4%	55%	53.5%	54.3%	52.0%	51.9%	52.9%	53.1%	57.8%	56.3%	50.3%	54.5%	53.9%	51.3%	56.5%	49.4%	65.5%	
Definitely vote no	296	280	16	176	120	136	160	70	34	36	43	64	49	45	45	41	46	69	28	22	
	29.6%	29.8%	27.1%	28.1%	32%	27.8%	31.4%	27.3%	21.8%	25.7%	33.1%	33.3%	38.9%	30.2%	23.8%	24.6%	30.7%	33.0%	34.6%	40.0%	
Probably vote no	181	172	9	123	58	86	95	45	34	30	22	32	18	22	41	38	26	34	8	12	
	18.1%	18.3%	15.3%	19.6%	16%	17.6%	18.6%	17.6%	21.8%	21.4%	16.9%	16.7%	14.3%	14.8%	21.7%	22.8%	17.3%	16.3%	9.9%	21.8%	
Lean vote no	62	55	7	36	26	40	22	18	13	8	4	15	4	8	17	11	5	15	4	2	
	6.2%	5.8%	11.9%	5.7%	7.0%	8.2%	4.3%	7.0%	8.3%	5.7%	3.1%	7.8%	3.2%	5.4%	9.0%	6.6%	3.3%	7.2%	4.9%	3.6%	
Firm Unsure	101	93	8	72	29	58	43	28	20	18	8	16	11	19	23	21	9	18	4	7	
	10.1%	9.9%	13.6%	11.5%	7.8%	11.8%	8.4%	10.9%	12.8%	12.9%	6.2%	8.3%	8.7%	12.8%	12.2%	12.6%	6.0%	8.6%	4.9%	12.7%	
Refused	12	12	-	9	3	-	12	5	4	-	1	-	2	-	6	1	3	-	1	1	
	1.2%	1.3%		1.4%	0.8%		2.4%	2.0%	2.6%		0.8%		1.6%		3.2%	0.6%	2.0%		1.2%	1.8%	



Probolsky Research
 3990 Westerly Place Suite 185
 Newport Beach CA 92660

Newport Beach (949) 855-6400
 San Francisco (415) 870-8150
 Washington DC (202) 559-0270

Statewide Poll

1. In November 2018, you will have the opportunity to vote on a California ballot measure that will read,
 "Repeals recently enacted gas and diesel taxes and vehicle registration fees. Eliminates road repair and transportation programs funded by
 these taxes and fees." If the election were held today, would you vote YES in favor of the ballot measure or NO to oppose the ballot measure?[IF CHOOSE VOTE YES OR VOTE NO>>>]
 And would you say that you would definitely vote (yes/no) or probably vote (yes/no) on the ballot measure? [IF UNSURE >>>] Would you say that you lean one way or another?

Base: Total Sample

	VOTE PROPENSITY										
	=====										
	TYPE OF VOTER										
	=====	=====	=====	=====							
	PERM.VOTE	PREV.VOTE	ELECTION							NEW PE- RFRECT	NEW REGIS-
	TOTAL	BY MAIL	BY MAIL	DAY	5/5	4/5	3/5	2/5	1/5	VOTER	TRANT
	-----	-----	-----	-----	-----	-----	-----	-----	-----	-----	-----
Total	1000	300	398	257	234	149	147	188	211	31	40
	100.0	100.0	100.0	100.0	100.0	100.0	100.0	100.0	100.0	100.0	100.0
Vote YES [NET]	348	97	150	92	88	48	53	55	84	10	10
=====	34.8%	32.3%	37.7%	35.8%	37.6%	32.2%	36.1%	29.3%	39.8%	32.3%	25.0%
Definitely vote yes	199	53	93	50	57	33	27	30	45	3	4
	19.9%	17.7%	23.4%	19.5%	24.4%	22.1%	18.4%	16.0%	21.3%	9.7%	10.0%
Probably vote yes	112	38	37	34	20	12	21	20	32	4	3
	11.2%	12.7%	9.3%	13.2%	8.5%	8.1%	14.3%	10.6%	15.2%	12.9%	7.5%
Lean vote yes	37	6	20	8	11	3	5	5	7	3	3
	3.7%	2.0%	5.0%	3.1%	4.7%	2.0%	3.4%	2.7%	3.3%	9.7%	7.5%
Vote NO [NET]	539	174	210	124	128	90	72	108	99	17	25
=====	53.9%	58.0%	52.8%	48.2%	54.7%	60.4%	49.0%	57.4%	46.9%	54.8%	62.5%
Definitely vote no	296	102	111	72	85	49	42	55	50	8	7
	29.6%	34.0%	27.9%	28.0%	36.3%	32.9%	28.6%	29.3%	23.7%	25.8%	17.5%
Probably vote no	181	58	65	43	31	32	23	35	40	9	11
	18.1%	19.3%	16.3%	16.7%	13.2%	21.5%	15.6%	18.6%	19.0%	29.0%	27.5%
Lean vote no	62	14	34	9	12	9	7	18	9	-	7
	6.2%	4.7%	8.5%	3.5%	5.1%	6.0%	4.8%	9.6%	4.3%		17.5%
Firm Unsure	101	22	38	36	16	10	20	22	25	3	5
	10.1%	7.3%	9.5%	14.0%	6.8%	6.7%	13.6%	11.7%	11.8%	9.7%	12.5%
Refused	12	7	-	5	2	1	2	3	3	1	-
	1.2%	2.3%		1.9%	0.9%	0.7%	1.4%	1.6%	1.4%	3.2%	



Probolsky Research
 3990 Westerly Place Suite 185
 Newport Beach CA 92660

Newport Beach (949) 855-6400
 San Francisco (415) 870-8150
 Washington DC (202) 559-0270