



CALIFORNIA STATEWIDE VOTER SURVEY

REPORT ON RESULTS:

Originally presented January 27, 2012
Updated March 6, 2012



CALIFORNIA STATEWIDE VOTER SURVEY REPORT ON RESULTS

From Tuesday, January 24 through Wednesday, January 25, Probolsky Research conducted a telephone survey of likely November, 2012 General Election voters.

A total of 750 surveys were collected. A survey of this size yields a margin of error of +/-3.7% with a 95% degree of confidence.

Interviews were conducted in both English and Spanish with voters on both landline and cell phones.

The poll was conducted on behalf of Citizen Legislature 2012.

Probolsky Research LLC specializes in opinion research on behalf of government, corporate and media clients.

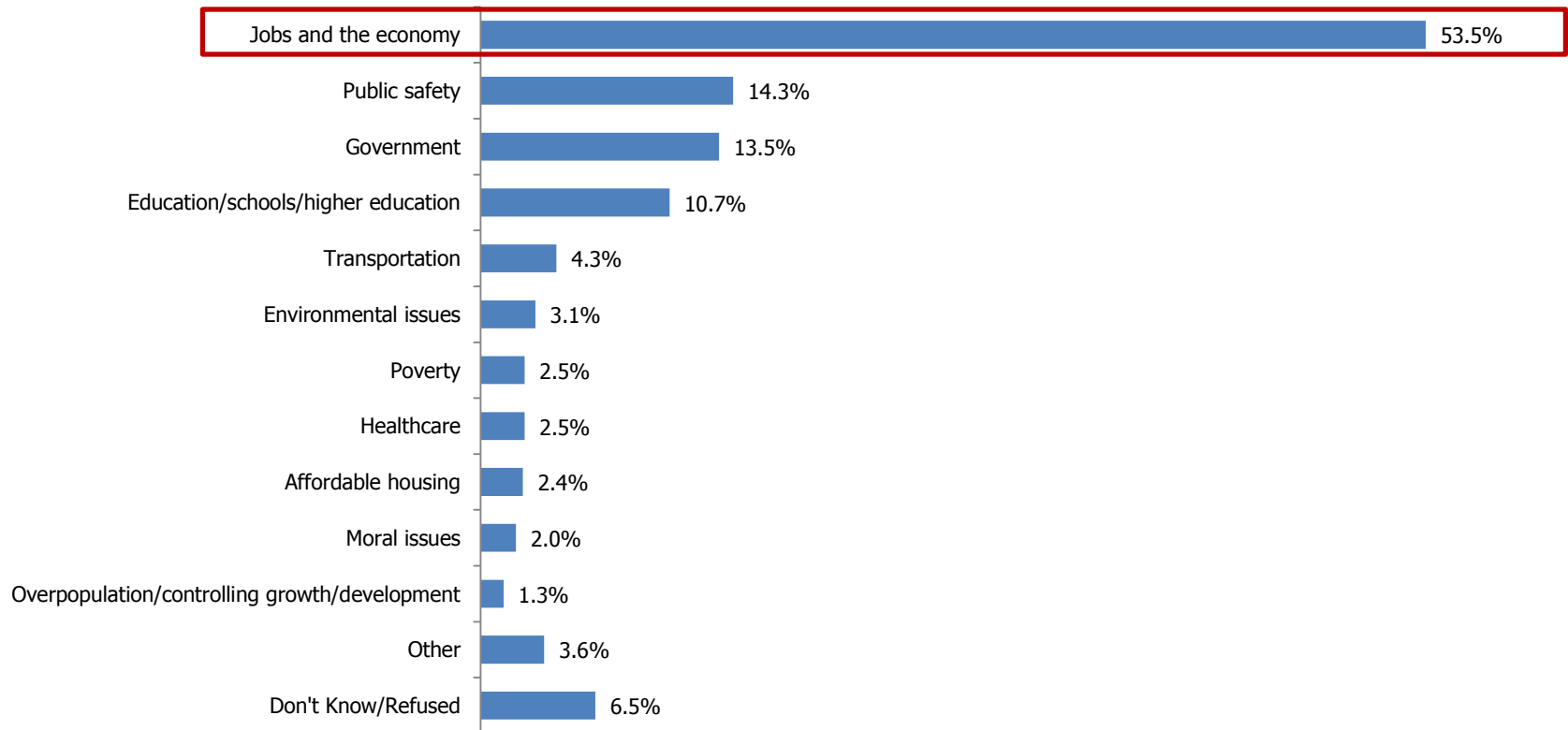
Highlights from the cloud



JOBS AND THE ECONOMY

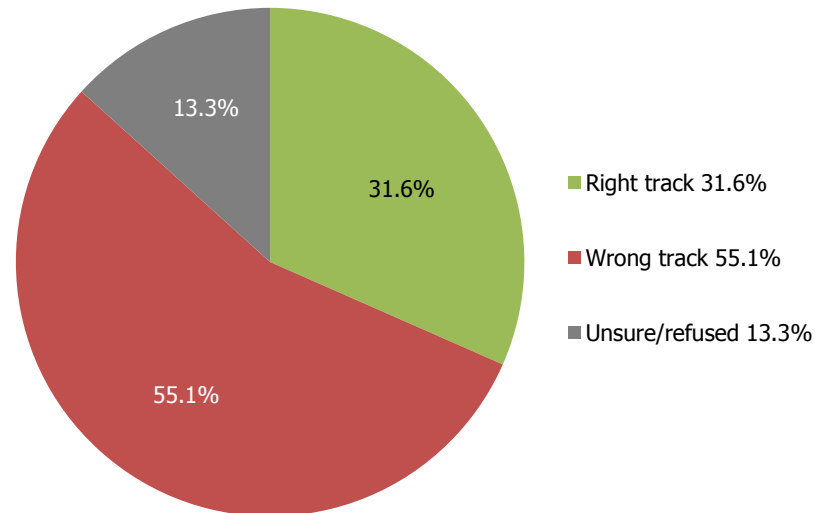
Is the most important issue to California voters

Question: What is the most important issue facing your community today?



55.1% OF RESPONDENTS BELIEVE THE STATE OF CALIFORNIA Is on the wrong track

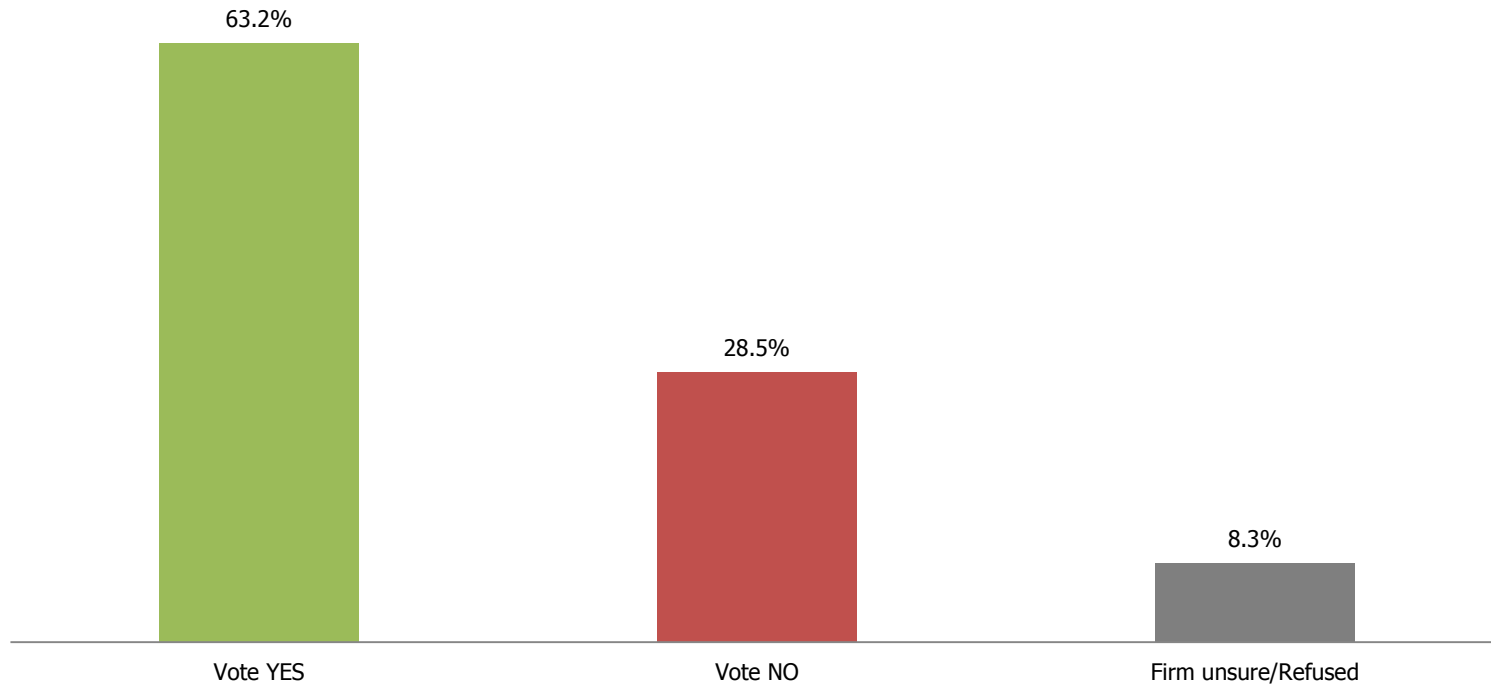
Question: Do you think that California is on the right track or on the wrong track?



63.2% WOULD VOTE YES

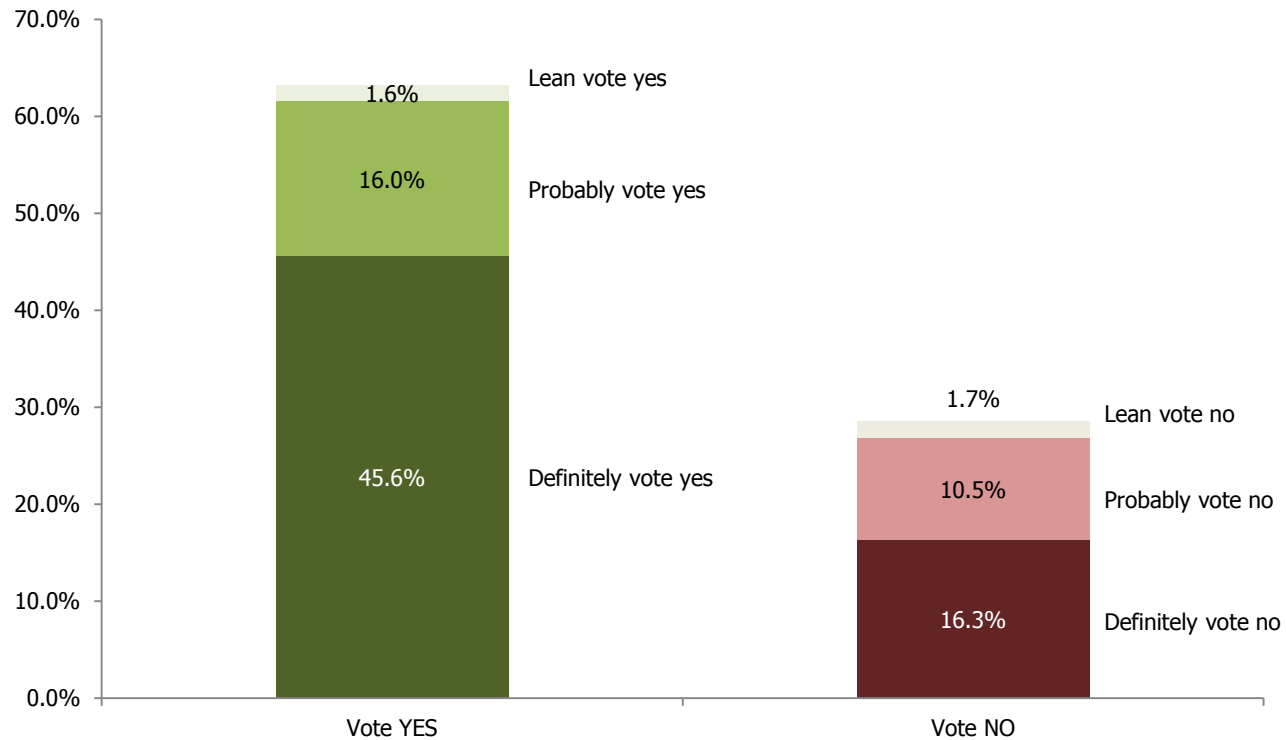
To make California's legislature part-time

Question: California legislators serve full-time and receive salaries and other compensation well in excess of \$100,000. There is a proposal that may come before the voters to make State Senators and members of the State Assembly part-time. This measure would reduce their salaries and limit the amount of time they would spend in Sacramento. If the election were held today, would you vote yes or no on a ballot measure to make the California legislature part-time? If the election were held today, would you vote yes or no on a ballot measure to make the California legislature part-time?



THE INTENSITY OF VOTER SUPPORT

Is significantly greater than that of the opposition



CALIFORNIA STATEWIDE VOTER SURVEY

Conclusions and general analysis

As jobs and the economy continue to be the issue of topmost importance to California voters, Californians also continue to share a general malaise in terms of their state, with over one-half feeling that it is on the wrong track. Republicans are especially unhappy; 78.6% of whom assert the state is on the wrong track. Republican men, in particular, drive this sentiment (84.3% say the state is on the wrong track).

This pessimism is not shared by all demographics, however. A plurality of Democratic voters (44.4%) feel the state is on the right track. And, those aged 18-34 are split in their opinions.

A majority (63.2%) say they would vote for a part-time legislature in California. Moreover, the intensity of voter support for the initiative is considerably higher than that of the opposition (45.6% *definitely* would vote yes, vs. 16.3% who would *definitely* vote no).

The proposal enjoys particularly high support among the following demographics:

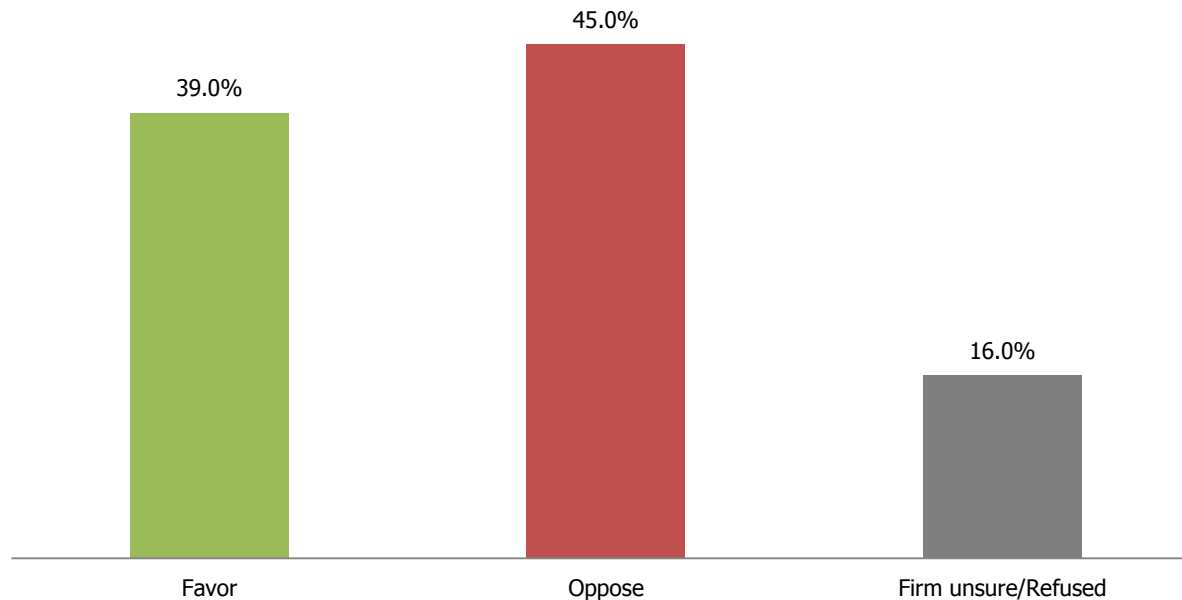
- Republicans (72.4% vote yes) and DTS voters (68.8% vote yes)
- Women aged 55+ (72.1% vote yes)
- Republican women (77.0% vote yes)
- DTS women (71.6% vote yes)
- Republicans and DTS voters aged 55+ (73.2% and 72.1% vote yes, respectively)

The following demographics exhibit somewhat greater opposition than the mean:

- Democratic voters (39.0% oppose)
- Men aged 55+ (36.2% oppose)
- Democratic men (45.0% oppose)
- Those aged 55+ (37.7% oppose)
- Election Day voters (35.4% oppose)
- African American voters (40.0% oppose)

UPDATE: FIELD'S NUMBERS ARE DIFFERENT: Showing a plurality of California voters **oppose** a part-time legislature

Question: Generally speaking, do you favor or oppose the idea of changing the California legislature from one that works full-time to one that only operates part time?*



Methodology: Field Poll conducted this survey February 2 – 18, 2012 among a random sample of 1,003 registered voters. This specific question was asked of a random subsample of either 488 or 515 voters. Interviews were conducted in both English and Spanish with voters on both landline and cell phones.

Probolsky Research LLC
3990 Westerly Place Suite 185 Newport Beach CA 92660
Newport Beach: +1 (949) 855 6400 Sacramento: +1 (916) 256 4040 Washington DC: +1 (202) 559 0270
www.probolskyresearch.com

WHY ARE THE RESULTS DIFFERENT?

Between the Field Poll and Probolsky Research

There are three, distinct reasons why Field's results and Probolsky's differ so significantly.

The first answer can be found in the voter universe chosen to survey. Field generally conducts surveys among all registered voters, and did so in this instance. Because the measure may appear on this November's ballot, Probolsky Research chose to survey a universe of likely November, 2012 voters. We develop this turnout model based on a proprietary method with a proven accuracy in predicting outcomes. It is our opinion that the results of questions asked of this more defined universe – provided the queries have to do with something that may be on the ballot in November – is more meaningful to this year's discussion of the issue.

Our results are intended to give a snapshot in time of what the results would be if the ballot measure were held 'today'. Field's results are intended to reflect what the California electorate – in total – feels about the issue. Moreover, Field has been studying the topic for years, and keeps their universe relatively static in order to ensure that apples are being compared to apples.

The second difference may have to do with sample size. Probolsky asked our question of 750 respondents, which yields a margin of error of +/- 3.7% with a 95% degree of confidence. The Field Poll asked their part-time legislature query of a smaller sample of between 488 and 515 voters, which would yield a margin of error of approximately +/-4.5% with a 95% degree of confidence. A minor difference, but a difference nonetheless.

The final difference can be found with the question itself. Field chose to pose the question without additional information or background. Voters were asked:

"Generally speaking, do you favor or oppose the idea of changing the California legislature from one that works full-time to one that only operates part time?"

Contrastingly, Probolsky Research framed the question in terms of compensation and time spent in Sacramento:

"California legislators serve full-time and receive salaries and other compensation well in excess of \$100,000. There is a proposal that may come before the voters to make State Senators and members of the State Assembly part-time. This measure would reduce their salaries and limit the amount of time they would spend in Sacramento. If the election were held today, would you vote yes or no on a ballot measure to make the California legislature part-time?"