

California Statewide Voter Survey Presidential Preference Report on Results

February 16, 2016



Probolsky Research
3990 Westerly Place Suite 185
Newport Beach, CA 92660 USA

(949) 855-6400 Newport Beach
(415) 870-8150 San Francisco
(202) 559-0270 Washington DC

www.probolskyresearch.com

California Statewide Voter Survey

Report on results

From Thursday, February 11 through Sunday, February 14, 2016, Probolsky Research conducted a telephone survey of likely November, 2016 General Election voters throughout the state of California.

A total of 1,000 voters were surveyed. A survey of this size yields a margin of error of +/-3.1% with a confidence level of 95%. . Interviews were conducted by live interviewers with voters on both landline (44.5% of completes) and cell phones (55.5% of completes) and were offered in English and Spanish languages.

Our sample was developed from voter files originally compiled by county registrars of voters. Likelihood to vote was determined based on past voting behavior. Probolsky Research applies a stratified random sampling methodology to our sample design. In other words, we ensure that the demographic proportions of survey respondents match the demographic composition of the universe being researched.

Our turnout universe (PDI Universe 16P8) consisted of: (Voted at least 1 of 6/14 or 11/14), Or (Voted at least 2 of 2/08, 6/08, 11/08, 6/10, 11/10, 6/12 or 11/12), Or (Registered since 11/14), Or (PAV Registered since 6/12 & Voted 11/12) & to qualify for universe all voters had to have voted on 11/12, in 2014 or 2015, or any Registered since 11/14. This represents 12,484,581 voters (a 72.3% turnout) and 7,565,143 households (78%).

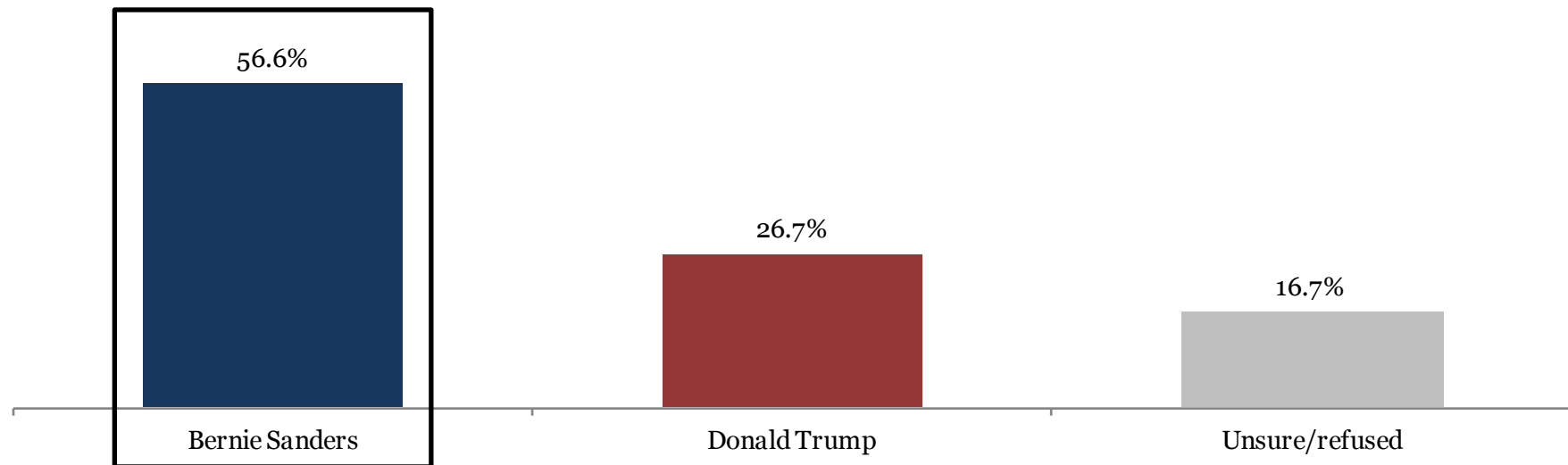
Probolsky Research specializes in opinion research on behalf of business, government, non-profit and special interest clients.



Bernie Sanders enjoys a wide lead

Over Donald Trump in the race for President

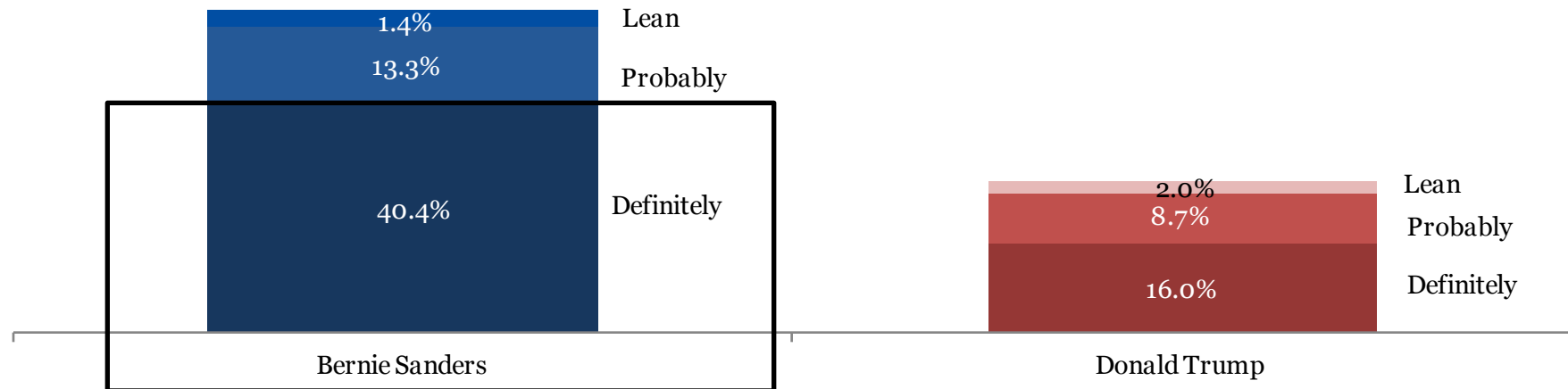
Question: The General Election for United States President will be held in November. If the election for President were held today, and the candidates were Bernie Sanders, prefers Democratic Party and Donald Trump, prefers Republican Party, for whom would you vote?



The intensity of support for Sanders

Is considerably higher than that for Trump

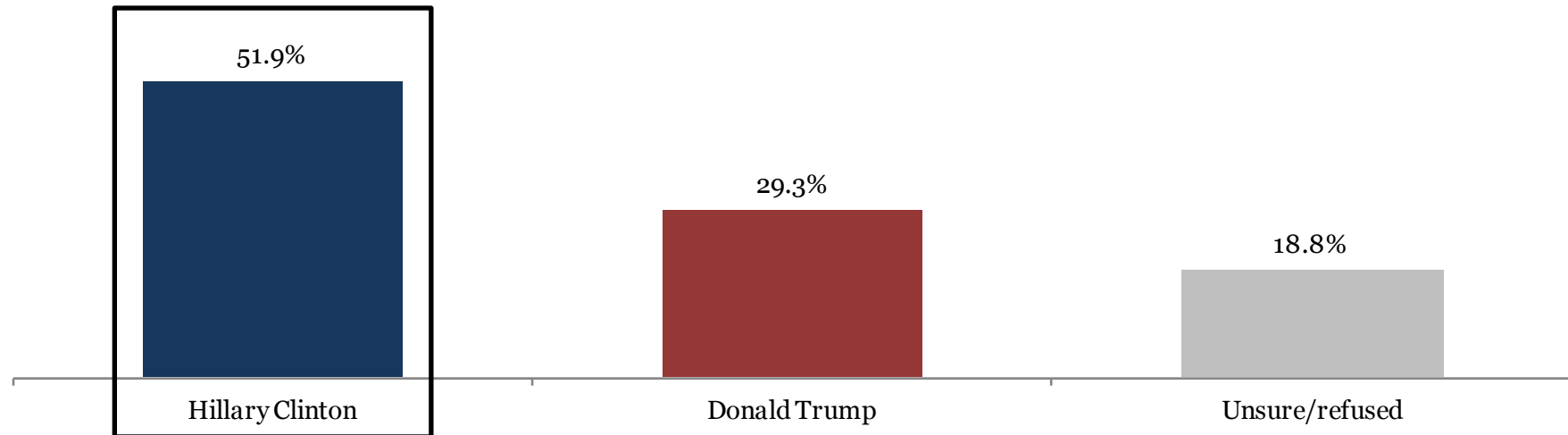
Question: And would you say that you would definitely vote for (Bernie Sanders/Donald Trump) or probably vote for (Bernie Sanders/Donald Trump)? [IF UNSURE >>>] Would you say that you lean one way or another?



Hillary Clinton is far preferred

Over Trump in the race for President, although less so than Sanders

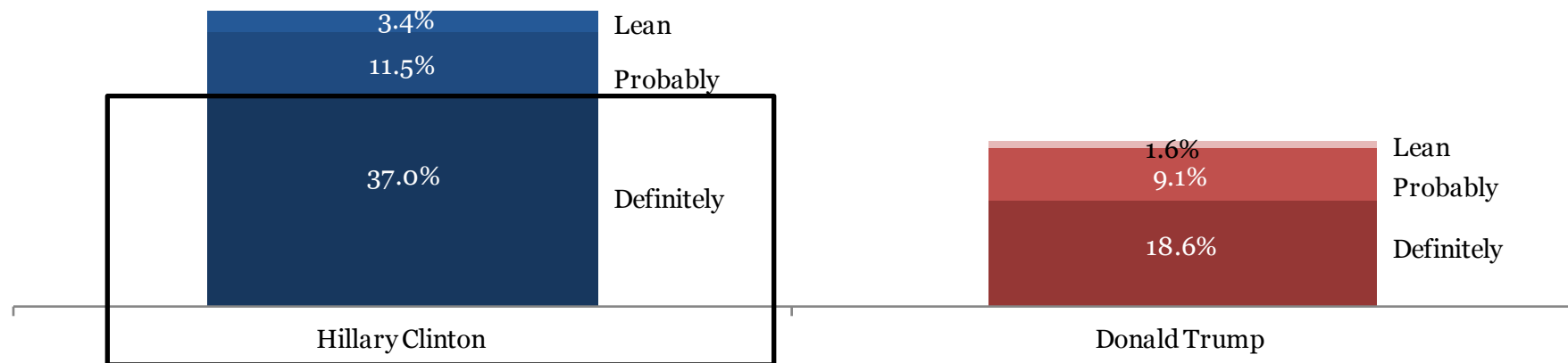
Question: The General Election for United States President will be held in November. If the election for President were held today, and the candidates were Hillary Clinton, prefers Democratic Party and Donald Trump, prefers Republican Party, for whom would you vote?



The intensity of support for Hillary Clinton

Far outdistances that for Donald Trump

Question: And would you say that you would definitely vote for (Hillary Clinton/Donald Trump) or probably vote for (Hillary Clinton/Donald Trump)? [IF UNSURE >>>] Would you say that you lean one way or another?



Thank you



Probolsky Research
3990 Westerly Place Suite 185
Newport Beach, CA 92660 USA

(949) 855-6400 Newport Beach
(415) 870-8150 San Francisco
(202) 559-0270 Washington DC

www.probolskyresearch.com