

City of Los Angeles Likely Voter Survey

Prepared for Public Release

February 20, 2017



Opinion Research on
Elections and Public Policy

Probolsky Research
3990 Westerly Place Suite 185
Newport Beach CA 92660

Newport Beach (949) 855-6400
San Francisco (415) 870-8150
Washington DC (202) 559-0270

Table of Contents

I.	Interview Schedule.	1
II.	Graphic Analysis/Presentation.	3
III.	Cross Tabulations.	16
IV.	Verbatim Responses to Open-Ended Questions	
	<i>Question 1</i>	89



Probolsky Research
3990 Westerly Place Suite 185
Newport Beach CA 92660

Newport Beach (949) 855-6400
San Francisco (415) 870-8150
Washington DC (202) 559-0270

City of Los Angeles - Likely Voter Survey

Interview Schedule

Field Dates: February 16 - 19
Universe: City of Los Angeles likely voters
Language: English and Spanish
N = 300
Margin of Error = +/- 5.8%

Hello, may I speak with _____? [IF NOT AVAILABLE—SCHEDULE CALLBACK]
This is _____ with the Research Associates West a regional opinion research organization. We are conducting a survey about issues facing your community. Your opinion is important.

1. What is the most important issue facing your community today?
[PROBE HEAVILY, CAPTURE AND CODE]: _____

Public Safety	29.0%
Government	15.3%
Jobs and The Economy	13.7%
Poverty	13.3%
Transportation	9.7%
Affordable Housing	9.0%
Education/Schools/Higher Education	7.3%
Over Population/Controlling Growth/Development	5.3%
Healthcare	3.0%
Environmental Issues	2.7%
Moral Issues	2.0%
Water/Drought	.03%
None/Nothing	2.0%
Other	4.3%
Don't Know/Refused	5.0%
2. Do you approve or disapprove of the job that Los Angeles Mayor Eric Garcetti [GAR-SET-EE] is doing?

Approve	65.0%
Disapprove	19.7%
Unsure [DO NOT READ]	14.3%
Refused [DO NOT READ]	1.0%
3. Measure S is on the March 7 ballot in Los Angeles. Measure S reads: "Shall an ordinance amending City laws related to the General Plan, including to: 1) impose a two-year moratorium on projects seeking General Plan amendments or zone or height-district changes resulting in more intense land use, an increase in density or height, or a loss of zoned open space, agricultural or industrial areas, with exceptions including for affordable housing projects and projects for which vested rights have accrued; 2) prohibit geographic amendments to the General Plan unless the affected area has significant social, economic or physical identity (defined as encompassing an entire community or district plan area, specific plan area, neighborhood council area or at least 15 acres); 3) require systematic, public review of the General Plan every five years; 4) prohibit project applicants from completing environmental impact reports



Probolsky Research
3990 Westerly Place Suite 185
Newport Beach CA 92660

Newport Beach (949) 855-6400
San Francisco (415) 870-8150
Washington DC (202) 559-0270

for the City; 5) require the City make findings of General Plan consistency for planning amendments, project approvals and permit decisions; and 6) prohibit certain parking variances; be adopted?"

If an election were held today, would you vote yes, in favor of Measure S, or vote no, against Measure S? If you've already voted, please let me know which way. Please pick one. [RECORD] And would you say that you would definitely vote (for/against) or probably vote (for/against) the measure? [IF UNSURE >>>] Would you say that you lean one way or another?

[ROTATE]

YES, Vote for [NET]	34.3%
<i>Definitely vote yes</i>	15.7%
<i>Probably vote yes</i>	12.3%
<i>Lean vote yes</i>	4.7%
<i>Already voted yes</i>	1.7%
NO, Vote against [NET]	46.0%
<i>Definitely vote no</i>	28.0%
<i>Probably vote no</i>	12.7%
<i>Lean vote no</i>	2.3%
<i>Already voted yes</i>	3.0%
Firm Unsure [DO NOT READ]	17.0%
Refused [DO NOT READ]	2.7%

The following questions are for demographic purposes...

4. For demographic purposes only, which of the following best describes your ethnic background?

Latino/Hispanic	24.6%
White/Caucasian	44.2%
Black/African American	11.6%
Asian	9.4%
Other	8.7%
Refused [DO NOT READ]	1.4%

Thank you for your time. Have a great (day/evening).



Probolsky Research
3990 Westerly Place Suite 185
Newport Beach CA 92660

Newport Beach (949) 855-6400
San Francisco (415) 870-8150
Washington DC (202) 559-0270

Graphic Analysis/Presentation



Probolsky Research
3990 Westerly Place Suite 185
Newport Beach CA 92660 USA

Newport Beach (949) 855-6400
San Francisco (415) 870-8150
Washington DC (202) 559-0270

City of Los Angeles - Likely Voter Survey

Report on results

From Thursday, February 16 through Sunday, February 19, 2017 Probolsky Research conducted a telephone survey of likely voters within the City of Los Angeles.

A total of 300 voters were surveyed. A survey of this size yields a margin of error of $\pm 5.8\%$ with a confidence level of 95%. Interviews were conducted with voters on both landline and mobile phones (46% were completed on mobile phones) and were offered in English and Spanish languages.

Our sample was developed from voter files originally compiled by the Los Angeles County Registrar-Recorder. Probolsky Research applies a stratified random sampling methodology to our sample design. In other words, we ensure that the demographic proportions of survey respondents match the demographic composition of the universe being researched.

Probolsky Research specializes in opinion research on behalf of business, government, non-profit and special interest clients.



Probolsky Research
3990 Westerly Place Suite 185
Newport Beach CA 92660 USA

Newport Beach (949) 855-6400
San Francisco (415) 870-8150
Washington DC (202) 559-0270

Survey Results



Probolsky Research
3990 Westerly Place Suite 185
Newport Beach CA 92660 USA

Newport Beach (949) 855-6400
San Francisco (415) 870-8150
Washington DC (202) 559-0270

Highlights from the cloud



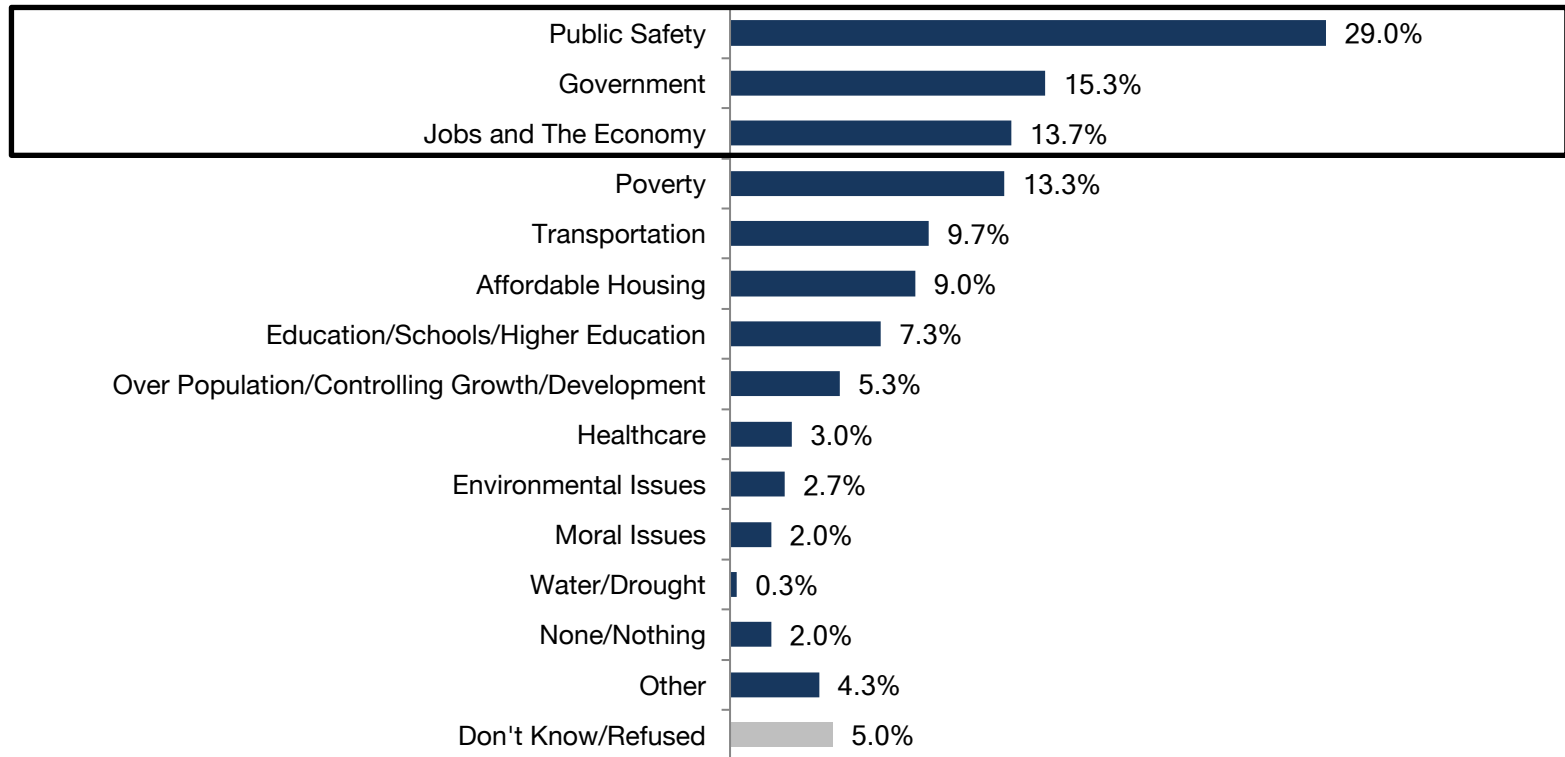
Probolsky Research
3990 Westerly Place Suite 185
Newport Beach CA 92660 USA

Newport Beach (949) 855-6400
San Francisco (415) 870-8150
Washington DC (202) 559-0270

Public Safety is the Top Issue of Concern

Unique to to LA and LA County, concern over poverty is relatively high

Question: What is the most important issue facing your community today?



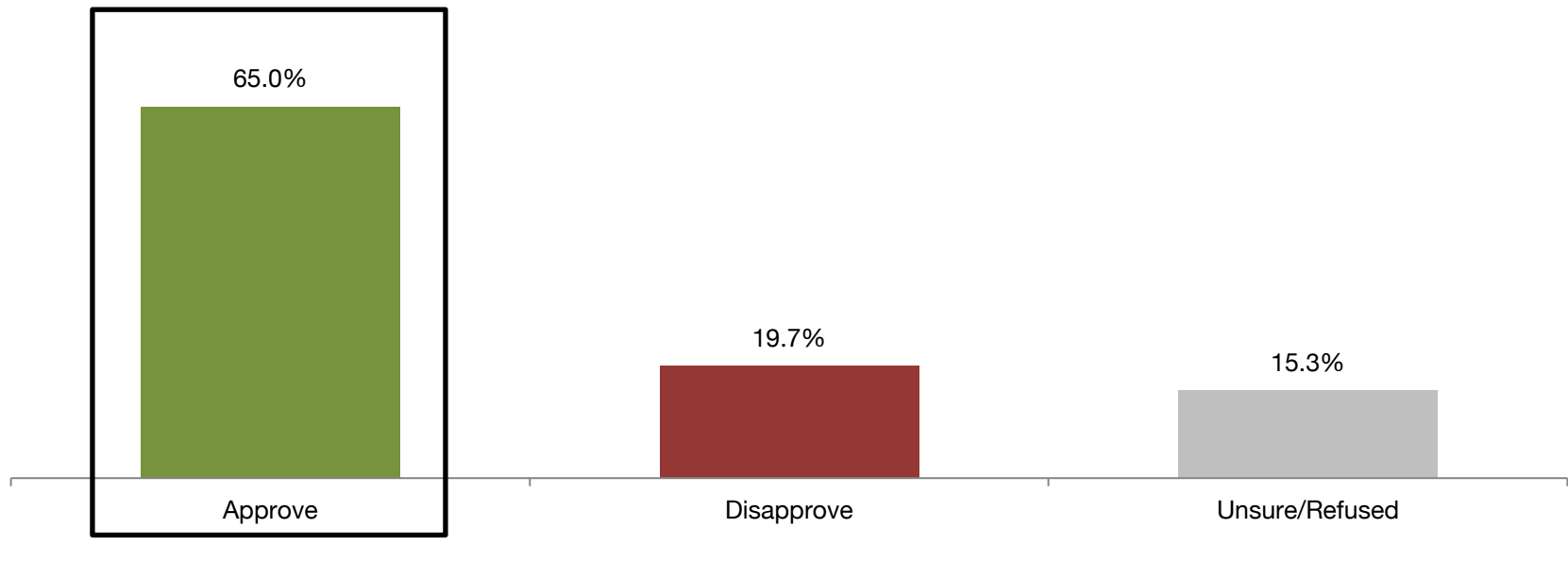
Probolsky Research
3990 Westerly Place Suite 185
Newport Beach CA 92660 USA

Newport Beach (949) 855-6400
San Francisco (415) 870-8150
Washington DC (202) 559-0270

Mayor Garcetti has High Approval Rating

Less than 20% disapprove of his job performance

Question: Do you approve or disapprove of the job that Los Angeles Mayor Eric Garcetti is doing?



Probolsky Research
3990 Westerly Place Suite 185
Newport Beach CA 92660 USA

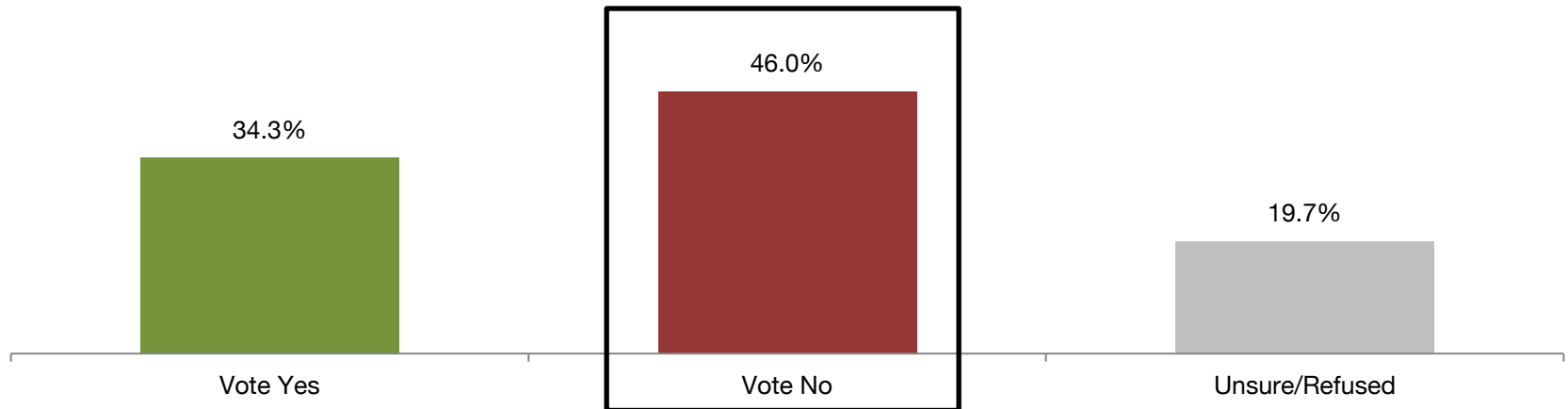
Newport Beach (949) 855-6400
San Francisco (415) 870-8150
Washington DC (202) 559-0270

Measure S Will Likely Lose

The lead for the no vote is sizable at this stage in the election

Question: Measure S is on the March 7 ballot in Los Angeles. Measure S reads: “Shall an ordinance amending City laws related to the General Plan, including to: 1) impose a two-year moratorium on projects seeking General Plan amendments or zone or height-district changes resulting in more intense land use, an increase in density or height, or a loss of zoned open space, agricultural or industrial areas, with exceptions including for affordable housing projects and projects for which vested rights have accrued; 2) prohibit geographic amendments to the General Plan unless the affected area has significant social, economic or physical identity (defined as encompassing an entire community or district plan area, specific plan area, neighborhood council area or at least 15 acres); 3) require systematic, public review of the General Plan every five years; 4) prohibit project applicants from completing environmental impact reports for the City; 5) require the City make findings of General Plan consistency for planning amendments, project approvals and permit decisions; and 6) prohibit certain parking variances; be adopted?”

If an election were held today, would you vote yes, in favor of Measure S, or vote no, against Measure S? If you’ve already voted, please let me know which way.



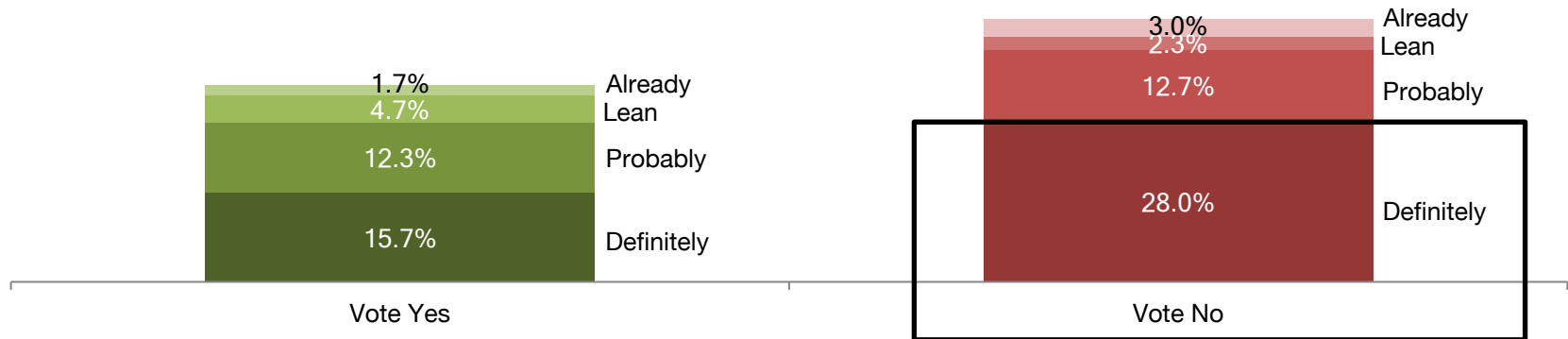
Probolsky Research
3990 Westerly Place Suite 185
Newport Beach CA 92660 USA

Newport Beach (949) 855-6400
San Francisco (415) 870-8150
Washington DC (202) 559-0270

The Intensity is on the Side of the No Vote

Nearly 2-to-1 say they will definitely vote No over definitely Yes

Question: And would you say that you would definitely vote (for/against) or probably vote (for/against) the measure? Would you say that you lean one way or another?

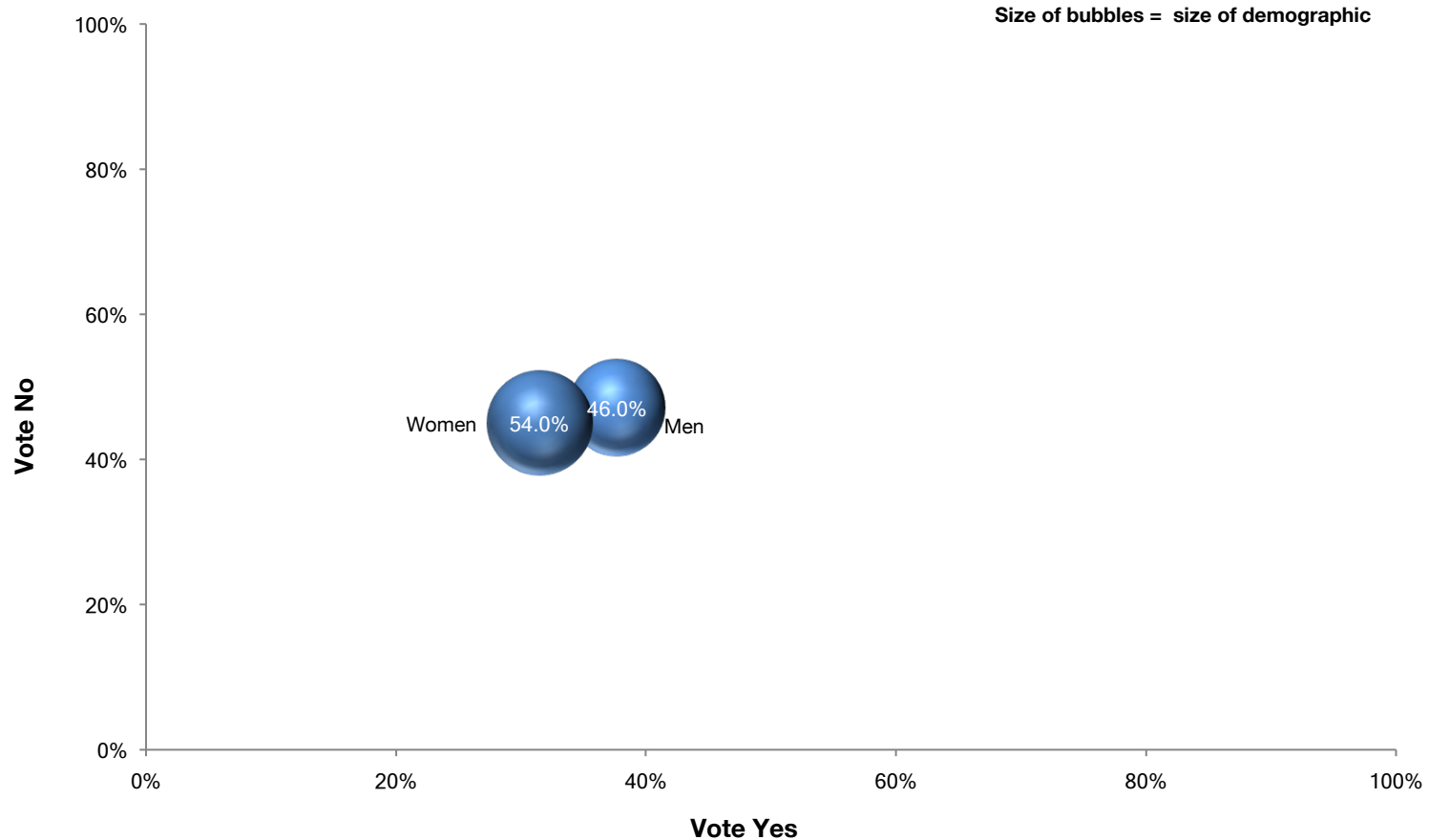


Probolsky Research
3990 Westerly Place Suite 185
Newport Beach CA 92660 USA

Newport Beach (949) 855-6400
San Francisco (415) 870-8150
Washington DC (202) 559-0270

Women are More Opposed than Men

To Measure S

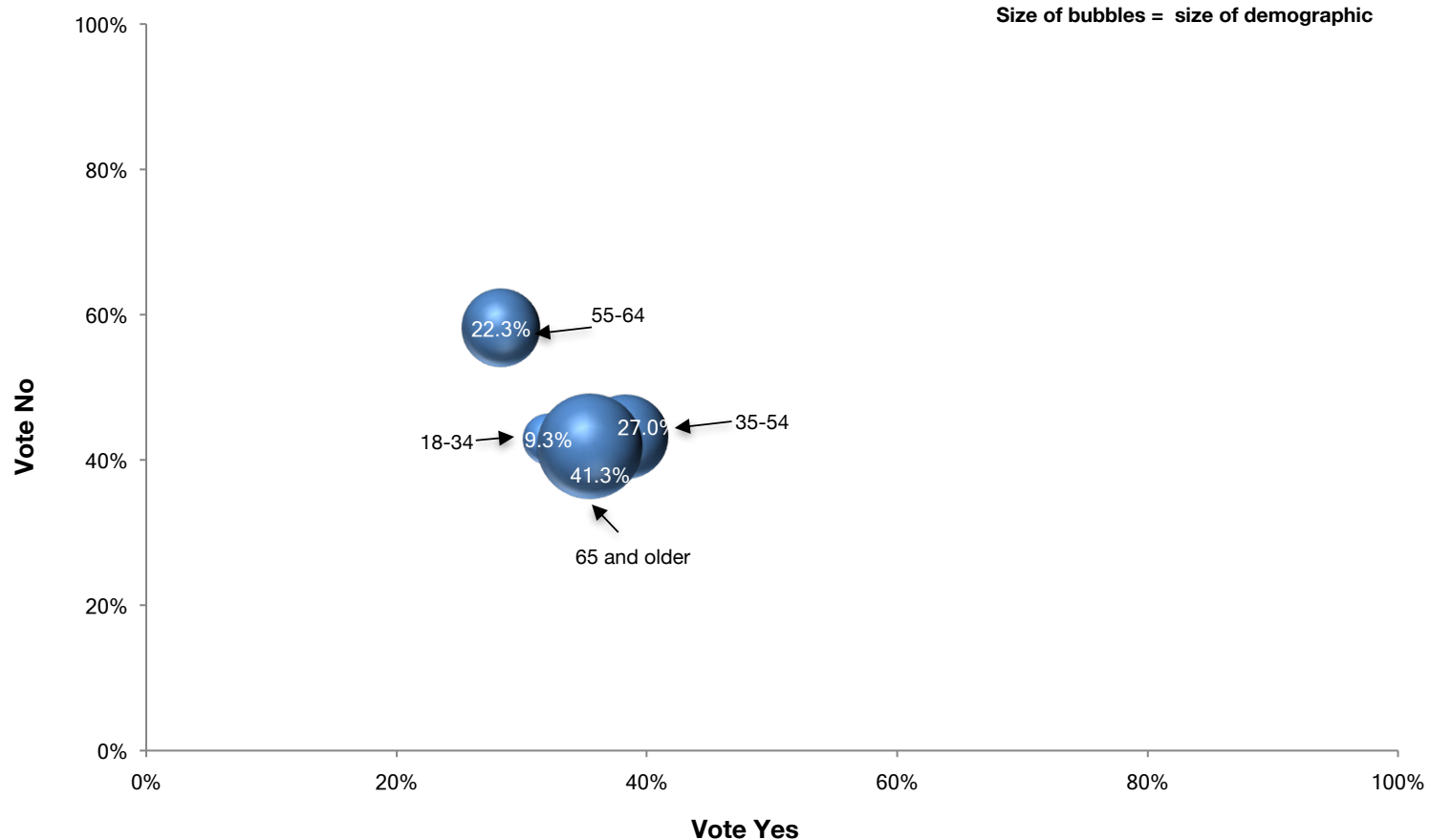


Probolsky Research
3990 Westerly Place Suite 185
Newport Beach CA 92660 USA

Newport Beach (949) 855-6400
San Francisco (415) 870-8150
Washington DC (202) 559-0270

All Age Groups Oppose Measure S

Those 55-64 are the most opposed

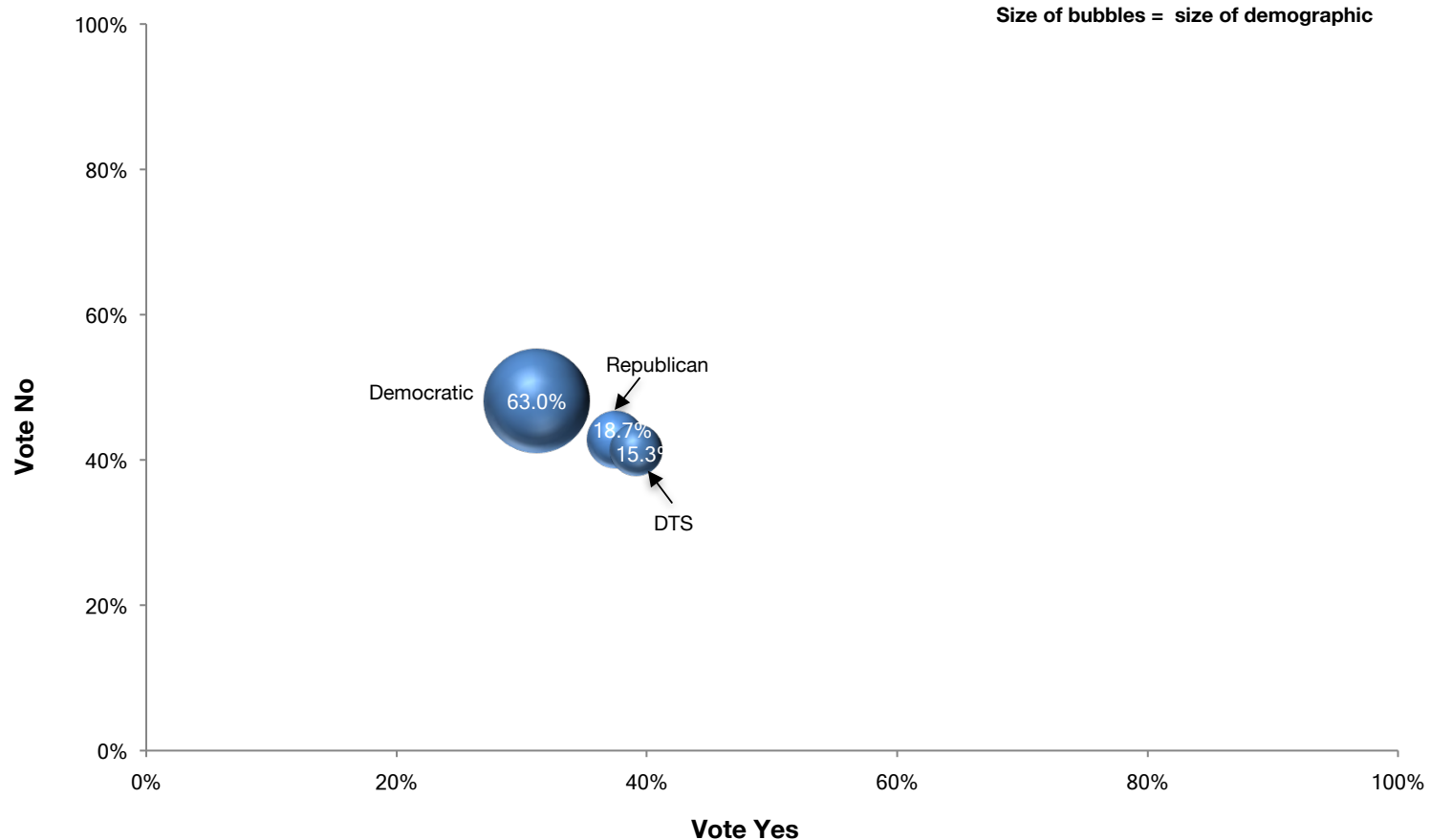


Probolsky Research
3990 Westerly Place Suite 185
Newport Beach CA 92660 USA

Newport Beach (949) 855-6400
San Francisco (415) 870-8150
Washington DC (202) 559-0270

All Parties are Opposed to Measure S

Democratic voters are the most opposed

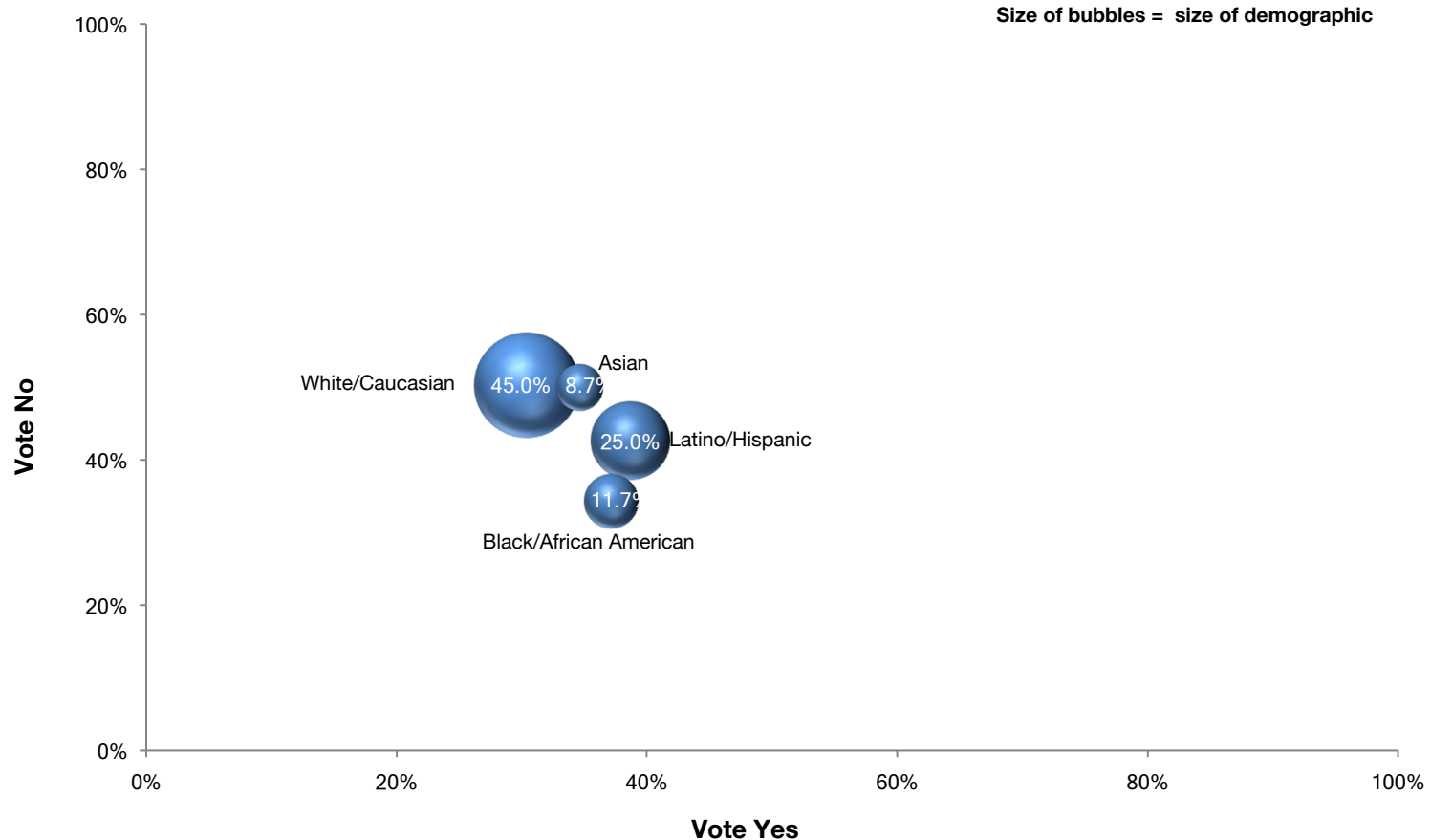


Probolsky Research
3990 Westerly Place Suite 185
Newport Beach CA 92660 USA

Newport Beach (949) 855-6400
San Francisco (415) 870-8150
Washington DC (202) 559-0270

All Ethnic Groups Oppose Measure S

White voters oppose it the most

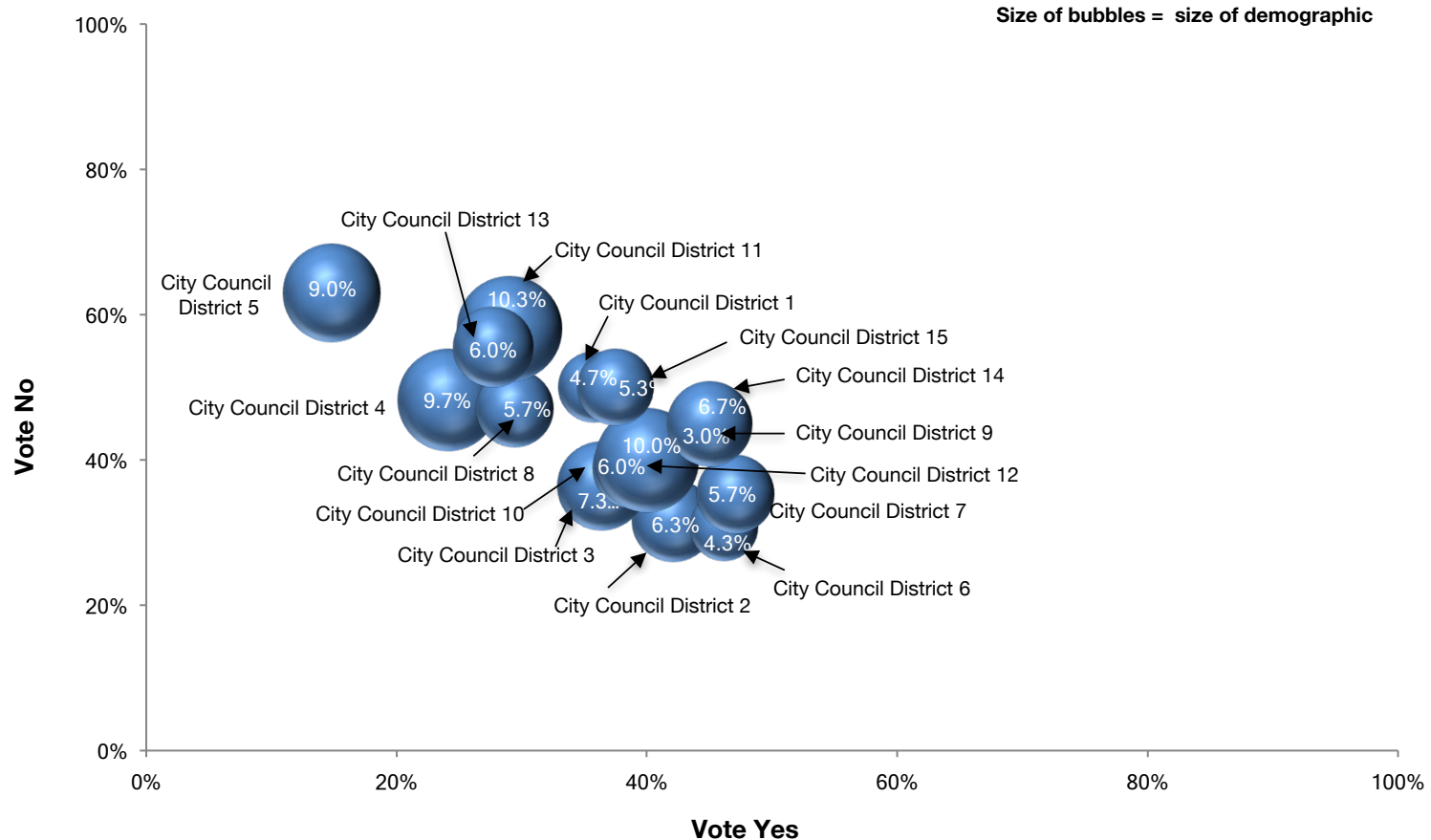


Probolsky Research
3990 Westerly Place Suite 185
Newport Beach CA 92660 USA

Newport Beach (949) 855-6400
San Francisco (415) 870-8150
Washington DC (202) 559-0270

Council District 5 Opposes Measure S

More than any other Council District



Probolsky Research
3990 Westerly Place Suite 185
Newport Beach CA 92660 USA

Newport Beach (949) 855-6400
San Francisco (415) 870-8150
Washington DC (202) 559-0270

Cross-tabulations



Probolsky Research
3990 Westerly Place Suite 185
Newport Beach CA 92660 USA

Newport Beach (949) 855-6400
San Francisco (415) 870-8150
Washington DC (202) 559-0270

City of Los Angeles Likely Voter TRACKING Survey
February 2017

Q1. What is the most important issue facing your community today?

BASE: Total Sample

	GENDER			PARTY			HOUSEHOLD PARTY			BORN IN US			AGE GROUP				GENDER/AGE			
	TOTAL	MALE	FEMALE	REP	DEM	DTS	PURE REP HHOLD	PURE DEM HHOLD	MIXED PARTY HHOLD	US BORN	FOREIGN BORN	BPLACE UNKNOWN	18-34	35-54	55-64	65+	MEN 18-54	MEN 55+	WOMEN 18-54	WOMEN 55+
Total	300 100.0	138 100.0	162 100.0	56 100.0	189 100.0	46 100.0	42 100.0	168 100.0	90 100.0	192 100.0	90 100.0	18 100.0	28 100.0	81 100.0	67 100.0	124 100.0	55 100.0	83 100.0	54 100.0	108 100.0
PUBLIC SAFETY	87 29.0	41 29.7	46 28.4	22 39.3	50 26.5	15 32.6	17 40.5	45 26.8	25 27.8	53 27.6	30 33.3	4 22.2	13 46.4	21 25.9	18 26.9	35 28.2	17 30.9	24 28.9	17 31.5	29 26.9
GOVERNMENT	46 15.3	23 16.7	23 14.2	8 14.3	32 16.9	4 8.7	4 9.5	29 17.3	13 14.4	30 15.6	13 14.4	3 16.7	5 17.9	9 11.1	8 11.9	24 19.4	7 12.7	16 19.3	7 13.0	16 14.8
JOBS AND THE ECONOMY	41 13.7	24 17.4	17 10.5	12 21.4	23 12.2	5 10.9	7 16.7	19 11.3	15 16.7	26 13.5	14 15.6	1 5.6	7 25.0	10 12.3	8 11.9	16 12.9	11 20.0	13 15.7	6 11.1	11 10.2
POVERTY	40 13.3	14 10.1	26 16.0	6 10.7	28 14.8	4 8.7	5 11.9	24 14.3	11 12.2	27 14.1	11 12.2	2 11.1	5 17.9	14 17.3	11 16.4	10 8.1	8 14.5	6 7.2	11 20.4	15 13.9
TRANSPORTATION	29 9.7	16 11.6	13 8.0	4 7.1	19 10.1	6 13.0	4 9.5	16 9.5	9 10.0	15 7.8	11 12.2	3 16.7	1 3.6	6 7.4	10 14.9	12 9.7	6 10.9	10 12.0	1 1.9	12 11.1
AFFORDABLE HOUSING	27 9.0	10 7.2	17 10.5	3 5.4	19 10.1	4 8.7	2 4.8	18 10.7	7 7.8	16 8.3	10 11.1	1 5.6	3 10.7	7 8.6	9 13.4	8 6.5	3 5.5	7 8.4	7 13.0	10 9.3
EDUCATION/SCHOOLS/HIGHER EDUCATION	22 7.3	10 7.2	12 7.4	5 8.9	11 5.8	6 13.0	5 11.9	11 6.5	6 6.7	14 7.3	5 5.6	3 16.7	2 7.1	9 11.1	7 10.4	4 3.2	6 10.9	4 4.8	5 9.3	7 6.5
OVER POPULATION/CONTROLLING GROWTH/DEVELOPMENT	16 5.3	8 5.8	8 4.9	1 1.8	11 5.8	2 4.3	1 2.4	11 6.5	4 4.4	11 5.7	3 3.3	2 11.1	1 3.6	4 4.9	3 4.5	8 6.5	3 5.5	5 6.0	2 3.7	6 5.6
HEALTHCARE	9 3.0	4 2.9	5 3.1	0	5 2.6	3 6.5	0	5 3.0	4 4.4	6 3.1	2 2.2	1 5.6	1 3.6	4 4.9	2 3.0	2 1.6	3 5.5	1 1.2	2 3.7	3 2.8
ENVIRONMENTAL ISSUES	8 2.7	3 2.2	5 3.1	1 1.8	4 2.1	3 6.5	1 2.4	4 2.4	3 3.3	5 2.6	2 2.2	1 5.6	1 3.6	5 6.2	0	2 1.6	2 3.6	1 1.2	4 7.4	1 0.9
MORAL ISSUES	6 2.0	3 2.2	3 1.9	1 1.8	2 1.1	2 4.3	1 2.4	2 1.2	3 3.3	6 3.1	0	0	0	4 4.9	0	2 1.6	3 5.5	0	1 1.9	2 1.9
WATER/DROUGHT	1 0.3	0	1 0.6	0	1 0.5	0	0	1 0.6	0	1 0.5	0	0	0	0	1 1.5	0	0	0	0	1 0.9
NONE/NOTHING	6 2.0	4 2.9	2 1.2	0	6 3.2	0	0	6 3.6	0	0	4 4.4	2 11.1	0	0	1 1.5	5 4.0	0	4 4.8	0	2 1.9
OTHER	13 4.3	6 4.3	7 4.3	4 7.1	8 4.2	1 2.2	4 9.5	4 2.4	5 5.6	12 6.3	1 1.1	0	2 7.1	1 1.2	2 3.0	8 6.5	2 3.6	4 4.8	1 1.9	6 5.6
DON'T KNOW/REFUSED	15 5.0	3 2.2	12 7.4	1 1.8	13 6.9	1 2.2	1 2.4	12 7.1	2 2.2	6 3.1	8 8.9	1 5.6	0	3 3.7	0	12 9.7	0	3 3.6	3 5.6	9 8.3



Probolsky Research
3990 Westerly Place Suite 185
Newport Beach CA 92660

Newport Beach (949) 855-6400
San Francisco (415) 870-8150
Washington DC (202) 559-0270

City of Los Angeles Likely Voter TRACKING Survey
February 2017

Q1. What is the most important issue facing your community today?

BASE: Total Sample

	PARTY/GENDER							PARTY/AGE						VOTE PROPENSITY											
																								100% NOT HAD THE CHANCE	NEW REG
	TOTAL	GOP MEN	GOP WOMEN	DTS MEN	DTS WOMEN	DEM MEN	DEM WOMEN	GOP 18-54	GOP 55+	DTS 18-54	DTS 55+	DEM 18-54	DEM 55+	5/5	4/5	3/5	2/5	1/5							
Total	300 100.0	27 100.0	29 100.0	20 100.0	26 100.0	89 100.0	100 100.0	20 100.0	36 100.0	24 100.0	22 100.0	59 100.0	130 100.0	25 100.0	84 100.0	121 100.0	48 100.0	20 100.0	2 100.0	0					
PUBLIC SAFETY	87 29.0	11 40.7	11 37.9	5 25.0	10 38.5	25 28.1	25 25.0	6 30.0	16 44.4	7 29.2	8 36.4	21 35.6	22 22.3	4 16.0	21 25.0	41 33.9	14 29.2	6 30.0	1 50.0	0					
GOVERNMENT	46 15.3	4 14.8	4 13.8	2 10.0	2 7.7	17 19.1	15 15.0	4 20.0	4 11.1	1 4.2	3 13.6	7 11.9	25 19.2	5 20.0	12 14.3	19 15.7	7 14.6	2 10.0	1 50.0	0					
JOBS AND THE ECONOMY	41 13.7	10 37.0	2 6.9	3 15.0	2 7.7	11 12.4	12 12.0	6 30.0	6 16.7	3 12.5	2 9.1	8 13.6	15 11.5	3 12.0	10 11.9	16 13.2	7 14.6	4 20.0	1 50.0	0					
POVERTY	40 13.3	1 3.7	5 17.2	2 10.0	2 7.7	10 11.2	18 18.0	0	6 16.7	4 16.7	0	14 23.7	14 10.8	5 20.0	11 13.1	13 10.7	8 16.7	2 10.0	1 50.0	0					
TRANSPORTATION	29 9.7	2 7.4	2 6.9	4 20.0	2 7.7	10 11.2	9 9.0	0	4 11.1	3 12.5	3 13.6	4 6.8	15 11.5	1 4.0	8 9.5	13 10.7	5 10.4	2 10.0	0	0					
AFFORDABLE HOUSING	27 9.0	1 3.7	2 6.9	2 10.0	2 7.7	7 7.9	12 12.0	1 5.0	2 5.6	1 4.2	3 13.6	8 13.6	11 8.5	1 4.0	10 11.9	11 9.1	2 4.2	3 15.0	0	0					
EDUCATION/SCHOOLS/HIGHER EDUCATION	22 7.3	3 11.1	2 6.9	2 10.0	4 15.4	5 5.6	6 6.0	1 5.0	4 11.1	4 16.7	2 9.1	6 10.2	5 3.8	2 8.0	4 4.8	9 7.4	5 10.4	2 10.0	0	0					
OVER POPULATION/CONTROLLING GROWTH/DEVELOPMENT	16 5.3	1 3.7	0	2 10.0	0	4 4.5	7 7.0	0	1 2.8	1 4.2	1 4.5	3 5.1	8 6.2	0	7 8.3	8 6.6	1 2.1	0	0	0					
HEALTHCARE	9 3.0	0	0	0	3 11.5	4 4.5	1 1.0	0	0	1 4.2	2 9.1	3 5.1	2 1.5	1 4.0	4 4.8	2 1.7	1 2.1	1 5.0	0	0					
ENVIRONMENTAL ISSUES	8 2.7	0	1 3.4	0	3 11.5	3 3.4	1 1.0	1 5.0	0	2 8.3	1 4.5	3 5.1	1 0.8	0	3 3.6	3 2.5	1 2.1	0	1 50.0	0					
MORAL ISSUES	6 2.0	1 3.7	0	0	2 7.7	2 2.2	0	1 5.0	0	0	2 9.1	2 3.4	0	1 4.0	3 3.6	2 1.7	0	0	0	0					
WATER/DROUGHT	1 0.3	0	0	0	0	0	1 1.0	0	0	0	0	0	1 0.8	0	0	1 0.8	0	0	0	0					
NONE/NOTHING	6 2.0	0	0	0	0	4 4.5	2 2.0	0	0	0	0	0	6 4.6	0	1 1.2	4 3.3	0	1 5.0	0	0					
OTHER	13 4.3	1 3.7	3 10.3	1 5.0	0	4 4.5	4 4.0	1 5.0	3 8.3	0	1 4.5	2 3.4	6 4.6	4 16.0	3 3.6	2 1.7	3 6.3	1 5.0	0	0					
DON'T KNOW/REFUSED	15 5.0	0	1 3.4	0	1 3.8	3 3.4	10 10.0	1 5.0	0	1 4.2	0	1 1.7	12 9.2	2 8.0	3 3.6	5 4.1	4 8.3	1 5.0	0	0					



Probolsky Research
3990 Westerly Place Suite 185
Newport Beach CA 92660

Newport Beach (949) 855-6400
San Francisco (415) 870-8150
Washington DC (202) 559-0270

City of Los Angeles Likely Voter TRACKING Survey
February 2017

Q1. What is the most important issue facing your community today?

BASE: Total Sample

	TYPE OF VOTER				REGISTRATION DATE					LANGUAGE		PHONE TYPE		ETHNICITY					
	TOTAL	PERM	PREV	ELECT	<1 YR	UP TO 5 YRS	UP TO 10 YRS	UP TO 20 YRS	>20 YRS	ENG-LISH	SPA-NISH	CELL	LAND LINE	LATINO	WHITE	BLACK	ASIAN	OTHER	REFUSE
Total	300 100.0	144 100.0	37 100.0	119 100.0	56 100.0	46 100.0	56 100.0	69 100.0	73 100.0	267 100.0	33 100.0	137 100.0	163 100.0	75 100.0	135 100.0	35 100.0	26 100.0	24 100.0	5 100.0
PUBLIC SAFETY	87 29.0	43 29.9	5 13.5	39 32.8	14 25.0	13 28.3	16 28.6	22 31.9	22 30.1	76 28.5	11 33.3	32 23.4	55 33.7	25 33.3	31 23.0	14 40.0	7 26.9	9 37.5	1 20.0
GOVERNMENT	46 15.3	22 15.3	5 13.5	19 16.0	8 14.3	7 15.2	5 8.9	11 15.9	15 20.5	40 15.0	6 18.2	18 13.1	28 17.2	11 14.7	22 16.3	1 2.9	4 15.4	7 29.2	1 20.0
JOBS AND THE ECONOMY	41 13.7	16 11.1	11 29.7	14 11.8	6 10.7	10 21.7	7 12.5	10 14.5	8 11.0	37 13.9	4 12.1	22 16.1	19 11.7	10 13.3	18 13.3	5 14.3	6 23.1	2 8.3	0
POVERTY	40 13.3	25 17.4	4 10.8	11 9.2	6 10.7	10 21.7	6 10.7	9 13.0	9 12.3	37 13.9	3 9.1	21 15.3	19 11.7	9 12.0	19 14.1	5 14.3	7 26.9	0	0
TRANSPORTATION	29 9.7	11 7.6	8 21.6	10 8.4	4 7.1	1 2.2	7 12.5	11 15.9	6 8.2	26 9.7	3 9.1	13 9.5	16 9.8	8 10.7	14 10.4	2 5.7	2 7.7	3 12.5	0
AFFORDABLE HOUSING	27 9.0	12 8.3	4 10.8	11 9.2	8 14.3	3 6.5	6 10.7	6 8.7	4 5.5	24 9.0	3 9.1	14 10.2	13 8.0	8 10.7	11 8.1	4 11.4	3 11.5	1 4.2	0
EDUCATION/SCHOOLS/HIGHER EDUCATION	22 7.3	14 9.7	0	8 6.7	4 7.1	3 6.5	8 14.3	3 4.3	4 5.5	21 7.9	1 3.0	15 10.9	7 4.3	4 5.3	13 9.6	2 5.7	1 3.8	0	2 40.0
OVER POPULATION/CONTROLLING GROWTH/DEVELOPMENT	16 5.3	9 6.3	3 8.1	4 3.4	4 7.1	0	4 7.1	2 2.9	6 8.2	16 6.0	0	4 2.9	12 7.4	2 2.7	12 8.9	1 2.9	0	1 4.2	0
HEALTHCARE	9 3.0	4 2.8	2 5.4	3 2.5	2 3.6	1 2.2	2 3.6	3 4.3	1 1.4	8 3.0	1 3.0	5 3.6	4 2.5	3 4.0	5 3.7	1 2.9	0	0	0
ENVIRONMENTAL ISSUES	8 2.7	3 2.1	1 2.7	4 3.4	1 1.8	4 8.7	1 1.8	1 1.4	1 1.4	8 3.0	0	4 2.9	4 2.5	0	4 3.0	0	3 11.5	1 4.2	0
MORAL ISSUES	6 2.0	2 1.4	1 2.7	3 2.5	1 1.8	0	3 5.4	0	2 2.7	6 2.2	0	5 3.6	1 0.6	1 1.3	5 3.7	0	0	0	0
WATER/DROUGHT	1 0.3	0	1 2.7	0	0	0	0	1 1.4	0	1 0.4	0	0	1 0.6	0	1 0.7	0	0	0	0
NONE/NOTHING	6 2.0	1 0.7	0	5 4.2	1 1.8	2 4.3	1 1.8	1 1.4	1 1.4	3 1.1	3 9.1	4 2.9	2 1.2	4 5.3	0	1 2.9	1 3.8	0	0
OTHER	13 4.3	6 4.2	2 5.4	5 4.2	2 3.6	1 2.2	2 3.6	4 5.8	4 5.5	13 4.9	0	6 4.4	7 4.3	1 1.3	9 6.7	1 2.9	1 3.8	0	1 20.0
DON'T KNOW/REFUSED	15 5.0	5 3.5	1 2.7	9 7.6	1 1.8	1 2.2	4 7.1	5 7.2	4 5.5	7 2.6	8 24.2	3 2.2	12 7.4	8 10.7	3 2.2	2 5.7	0	1 4.2	1 20.0



Probolsky Research
3990 Westerly Place Suite 185
Newport Beach CA 92660

Newport Beach (949) 855-6400
San Francisco (415) 870-8150
Washington DC (202) 559-0270

City of Los Angeles Likely Voter TRACKING Survey
February 2017

Q1. What is the most important issue facing your community today?

BASE: Total Sample

	GEOGRAPHIC															
	TOTAL	CD 1	CD 2	CD 3	CD 4	CD 5	CD 6	CD 7	CD 8	CD 9	CD 10	CD 11	CD 12	CD 13	CD 14	CD 15
Total	300 100.0	14 100.0	19 100.0	22 100.0	29 100.0	27 100.0	13 100.0	17 100.0	17 100.0	9 100.0	18 100.0	31 100.0	30 100.0	18 100.0	20 100.0	16 100.0
PUBLIC SAFETY	87 29.0	3 21.4	3 15.8	10 45.5	3 10.3	6 22.2	5 38.5	5 29.4	5 29.4	3 33.3	6 33.3	11 35.5	8 26.7	3 16.7	6 30.0	10 62.5
GOVERNMENT	46 15.3	3 21.4	8 42.1	4 18.2	4 13.8	7 25.9	0	1 5.9	0	0	4 22.2	7 22.6	4 13.3	2 11.1	0	2 12.5
JOBS AND THE ECONOMY	41 13.7	1 7.1	2 10.5	3 13.6	9 31.0	0	2 15.4	2 11.8	3 17.6	1 11.1	4 22.2	3 9.7	7 23.3	1 5.6	1 5.0	2 12.5
POVERTY	40 13.3	3 21.4	2 10.5	2 9.1	7 24.1	3 11.1	1 7.7	4 23.5	2 11.8	2 22.2	3 16.7	0	1 3.3	7 38.9	1 5.0	2 12.5
TRANSPORTATION	29 9.7	0	1 5.3	1 4.5	5 17.2	3 11.1	2 15.4	2 11.8	3 17.6	1 11.1	0	6 19.4	1 3.3	2 11.1	1 5.0	1 6.3
AFFORDABLE HOUSING	27 9.0	3 21.4	0	1 4.5	3 10.3	3 11.1	1 7.7	1 5.9	0	1 11.1	4 22.2	1 3.2	1 3.3	1 5.6	6 30.0	1 6.3
EDUCATION/SCHOOLS/HIGHER EDUCATION	22 7.3	0	1 5.3	2 9.1	3 10.3	3 11.1	0	1 5.9	2 11.8	1 11.1	1 5.6	5 16.1	2 6.7	0	1 5.0	0
OVER POPULATION/CONTROLLING GROWTH/DEVELOPMENT	16 5.3	0	0	1 4.5	3 10.3	3 11.1	0	3 17.6	0	0	0	1 3.2	0	3 16.7	1 5.0	1 6.3
HEALTHCARE	9 3.0	0	0	0	1 3.4	2 7.4	0	1 5.9	1 5.9	0	1 5.6	0	1 3.3	0	2 10.0	0
ENVIRONMENTAL ISSUES	8 2.7	0	0	0	2 6.9	0	0	1 5.9	1 5.9	0	1 5.6	0	3 10.0	0	0	0
MORAL ISSUES	6 2.0	0	0	0	1 3.4	1 3.7	0	0	0	0	0	0	1 3.3	0	3 15.0	0
WATER/DROUGHT	1 0.3	0	0	0	0	1 3.7	0	0	0	0	0	0	0	0	0	0
NONE/NOTHING	6 2.0	0	0	1 4.5	0	0	2 15.4	0	1 5.9	1 11.1	0	0	0	1 5.6	0	0
OTHER	13 4.3	1 7.1	2 10.5	1 4.5	1 3.4	0	1 7.7	0	1 5.9	0	1 5.6	3 9.7	2 6.7	0	0	0
DON'T KNOW/REFUSED	15 5.0	2 14.3	1 5.3	2 9.1	0	0	0	0	2 11.8	2 22.2	0	1 3.2	3 10.0	0	2 10.0	0



Probolsky Research
3990 Westerly Place Suite 185
Newport Beach CA 92660

Newport Beach (949) 855-6400
San Francisco (415) 870-8150
Washington DC (202) 559-0270

City of Los Angeles Likely Voter TRACKING Survey
February 2017

Q2. Do you approve or disapprove of the job that Los Angeles Mayor Eric Garcetti is doing?

BASE: Total Sample

	GENDER			PARTY			HOUSEHOLD PARTY			BORN IN US			AGE GROUP				GENDER/AGE			
	TOTAL	MALE	FEMALE	REP	DEM	DTS	PURE REP HHOLD	PURE DEM HHOLD	MIXED PARTY HHOLD	US BORN	FOREIGN BORN	BPLACE UNKNOWN	18-34	35-54	55-64	65+	MEN 18-54	MEN 55+	WOMEN 18-54	WOMEN 55+
Total	300 100.0	138 100.0	162 100.0	56 100.0	189 100.0	46 100.0	42 100.0	168 100.0	90 100.0	192 100.0	90 100.0	18 100.0	28 100.0	81 100.0	67 100.0	124 100.0	55 100.0	83 100.0	54 100.0	108 100.0
APPROVE	195 65.0	85 61.6	110 67.9	17 30.4	143 75.7	30 65.2	10 23.8	128 76.2	57 63.3	115 59.9	65 72.2	15 83.3	19 67.9	52 64.2	43 64.2	81 65.3	32 58.2	53 63.9	39 72.2	71 65.7
DISAPPROVE	59 19.7	29 21.0	30 18.5	25 44.6	20 10.6	10 21.7	20 47.6	18 10.7	21 23.3	45 23.4	12 13.3	2 11.1	3 10.7	20 24.7	12 17.9	24 19.4	14 25.5	15 18.1	9 16.7	21 19.4
UNSURE	43 14.3	24 17.4	19 11.7	13 23.2	24 12.7	6 13.0	11 26.2	20 11.9	12 13.3	30 15.6	12 13.3	1 5.6	6 21.4	8 9.9	11 16.4	18 14.5	9 16.4	15 18.1	5 9.3	14 13.0
REFUSED	3 1.0	0	3 1.9	1 1.8	2 1.1	0	1 2.4	2 1.2	0	2 1.0	1 1.1	0	0	1 1.2	1 1.5	1 0.8	0	0	1 1.9	2 1.9



Probolsky Research
3990 Westerly Place Suite 185
Newport Beach CA 92660

Newport Beach (949) 855-6400
San Francisco (415) 870-8150
Washington DC (202) 559-0270

City of Los Angeles Likely Voter TRACKING Survey
February 2017

Q2. Do you approve or disapprove of the job that Los Angeles Mayor Eric Garcetti is doing?

BASE: Total Sample

	PARTY/GENDER							PARTY/AGE						VOTE PROPENSITY							
	TOTAL	GOP MEN	GOP WOMEN	DTS MEN	DTS WOMEN	DEM MEN	DEM WOMEN	GOP 18-54	GOP 55+	DTS 18-54	DTS 55+	DEM 18-54	DEM 55+	5/5	4/5	3/5	2/5	1/5	100% NOT HAD THE CHANCE	NEW REG	
Total	300 100.0	27 100.0	29 100.0	20 100.0	26 100.0	89 100.0	100 100.0	20 100.0	36 100.0	24 100.0	22 100.0	59 100.0	130 100.0	25 100.0	84 100.0	121 100.0	48 100.0	20 100.0	2 100.0	0	
APPROVE	195 65.0	9 33.3	8 27.6	13 65.0	17 65.4	62 69.7	81 81.0	8 40.0	9 25.0	18 75.0	12 54.5	42 71.2	101 77.7	16 64.0	64 76.2	75 62.0	29 60.4	10 50.0	1 50.0	0	
DISAPPROVE	59 19.7	12 44.4	13 44.8	6 30.0	4 15.4	10 11.2	10 10.0	8 40.0	17 47.2	3 12.5	7 31.8	9 15.3	11 8.5	5 20.0	10 11.9	29 24.0	10 20.8	4 20.0	1 50.0	0	
UNSURE	43 14.3	6 22.2	7 24.1	1 5.0	5 19.2	17 19.1	7 7.0	3 15.0	10 27.8	3 12.5	3 13.6	8 13.6	16 12.3	4 16.0	9 10.7	16 13.2	8 16.7	6 30.0	0	0	
REFUSED	3 1.0	0	1 3.4	0	0	0	2 2.0	1 5.0	0	0	0	0	2 1.5	0	1 1.2	1 0.8	1 2.1	0	0	0	



Probolsky Research
3990 Westerly Place Suite 185
Newport Beach CA 92660

Newport Beach (949) 855-6400
San Francisco (415) 870-8150
Washington DC (202) 559-0270

City of Los Angeles Likely Voter TRACKING Survey
February 2017

Q2. Do you approve or disapprove of the job that Los Angeles Mayor Eric Garcetti is doing?

BASE: Total Sample

	TYPE OF VOTER				REGISTRATION DATE					LANGUAGE		PHONE TYPE		ETHNICITY					
	TOTAL	PERM	PREV	ELECT	<1 YR	UP TO 5 YRS	UP TO 10 YRS	UP TO 20 YRS	>20 YRS	ENG- LISH	SPA- NISH	CELL	LAND LINE	LATINO	WHITE	BLACK	ASIAN	OTHER	REFUSE
Total	300 100.0	144 100.0	37 100.0	119 100.0	56 100.0	46 100.0	56 100.0	69 100.0	73 100.0	267 100.0	33 100.0	137 100.0	163 100.0	75 100.0	135 100.0	35 100.0	26 100.0	24 100.0	5 100.0
APPROVE	195 65.0	92 63.9	27 73.0	76 63.9	41 73.2	26 56.5	37 66.1	43 62.3	48 65.8	171 64.0	24 72.7	91 66.4	104 63.8	55 73.3	82 60.7	25 71.4	18 69.2	13 54.2	2 40.0
DISAPPROVE	59 19.7	27 18.8	6 16.2	26 21.8	6 10.7	9 19.6	13 23.2	14 20.3	17 23.3	53 19.9	6 18.2	21 15.3	38 23.3	10 13.3	35 25.9	4 11.4	2 7.7	7 29.2	1 20.0
UNSURE	43 14.3	23 16.0	3 8.1	17 14.3	9 16.1	10 21.7	6 10.7	11 15.9	7 9.6	40 15.0	3 9.1	25 18.2	18 11.0	10 13.3	16 11.9	6 17.1	5 19.2	4 16.7	2 40.0
REFUSED	3 1.0	2 1.4	1 2.7	0	0	1 2.2	0	1 1.4	1 1.4	3 1.1	0	0	3 1.8	0	2 1.5	0	1 3.8	0	0



Probolsky Research
3990 Westerly Place Suite 185
Newport Beach CA 92660

Newport Beach (949) 855-6400
San Francisco (415) 870-8150
Washington DC (202) 559-0270

City of Los Angeles Likely Voter TRACKING Survey
February 2017

Q2. Do you approve or disapprove of the job that Los Angeles Mayor Eric Garcetti is doing?

BASE: Total Sample

	GEOGRAPHIC															
	TOTAL	CD 1	CD 2	CD 3	CD 4	CD 5	CD 6	CD 7	CD 8	CD 9	CD 10	CD 11	CD 12	CD 13	CD 14	CD 15
Total	300 100.0	14 100.0	19 100.0	22 100.0	29 100.0	27 100.0	13 100.0	17 100.0	17 100.0	9 100.0	18 100.0	31 100.0	30 100.0	18 100.0	20 100.0	16 100.0
APPROVE	195 65.0	11 78.6	13 68.4	13 59.1	20 69.0	20 74.1	7 53.8	11 64.7	14 82.4	5 55.6	13 72.2	16 51.6	18 60.0	12 66.7	14 70.0	8 50.0
DISAPPROVE	59 19.7	1 7.1	3 15.8	6 27.3	8 27.6	5 18.5	3 23.1	3 17.6	1 5.9	2 22.2	2 11.1	8 25.8	6 20.0	3 16.7	5 25.0	3 18.8
UNSURE	43 14.3	2 14.3	3 15.8	2 9.1	1 3.4	1 3.7	3 23.1	3 17.6	2 11.8	2 22.2	3 16.7	7 22.6	5 16.7	3 16.7	1 5.0	5 31.3
REFUSED	3 1.0	0	0	1 4.5	0	1 3.7	0	0	0	0	0	0	1 3.3	0	0	0



Probolsky Research
3990 Westerly Place Suite 185
Newport Beach CA 92660

Newport Beach (949) 855-6400
San Francisco (415) 870-8150
Washington DC (202) 559-0270

City of Los Angeles Likely Voter TRACKING Survey
February 2017

Q5. Measure S is on the March 7 ballot in Los Angeles. Measure S reads: "Shall an ordinance amending City laws related to the General Plan, including to: 1) impose a two-year moratorium on projects seeking General Plan amendments or zone or height district changes resulting in more intense land use, an increase in density or height, or a loss of zoned open space, agricultural or industrial areas, with exceptions including for affordable housing projects and projects for which vested rights have accrued 2) prohibit geographic amendments to the General Plan unless the affected area has significant social, economic or physical identity (defined as encompassing an entire community or district plan area, specific plan area, neighborhood council area or at least 15 acres) 3) require systematic, public review of the General Plan every five years 4) prohibit project applicants from completing environmental impact reports for the City 5) require the City make findings of General Plan consistency for planning amendments, project approvals and permit decisions and 6) prohibit certain parking variances, be adopted?"

If an election were held today, would you vote yes, in favor of Measure S, or vote no, against Measure S? If you've already voted, please let me know which way. Please pick one. And would you say that you would definitely vote (for/against) or probably vote (for/against) the measure? Would you say that you lean one way or another?

BASE: Total Sample

	GENDER			PARTY			HOUSEHOLD PARTY			BORN IN US			AGE GROUP				GENDER/AGE			
	TOTAL	MALE	FEMALE	REP	DEM	DTS	PURE REP HHOLD	PURE DEM HHOLD	MIXED PARTY HHOLD	US BORN	FOREIGN BORN	BPLACE UNKNOWN	18-34	35-54	55-64	65+	MEN 18-54	MEN 55+	WOMEN 18-54	WOMEN 55+
Total	300 100.0	138 100.0	162 100.0	56 100.0	189 100.0	46 100.0	42 100.0	168 100.0	90 100.0	192 100.0	90 100.0	18 100.0	28 100.0	81 100.0	67 100.0	124 100.0	55 100.0	83 100.0	54 100.0	108 100.0
YES, VOTE FOR [NET]	103 34.3	52 37.7	51 31.5	21 37.5	59 31.2	18 39.1	15 35.7	49 29.2	39 43.3	66 34.4	31 34.4	6 33.3	9 32.1	31 38.3	19 28.4	44 35.5	25 45.5	27 32.5	15 27.8	36 33.3
DEFINITELY VOTE YES	47 15.7	23 16.7	24 14.8	12 21.4	25 13.2	8 17.4	12 28.6	21 12.5	14 15.6	31 16.1	14 15.6	2 11.1	4 14.3	10 12.3	10 14.9	23 18.5	9 16.4	14 16.9	5 9.3	19 17.6
PROBABLY VOTE YES	37 12.3	21 15.2	16 9.9	4 7.1	25 13.2	6 13.0	1 2.4	20 11.9	16 17.8	22 11.5	13 14.4	2 11.1	4 14.3	13 16.0	9 13.4	11 8.9	12 21.8	9 10.8	5 9.3	11 10.2
LEAN VOTE YES	14 4.7	4 2.9	10 6.2	5 8.9	5 2.6	3 6.5	2 4.8	4 2.4	8 8.9	9 4.7	4 4.4	1 5.6	0 7.4	6 7.4	0	8 6.5	1 1.8	3 3.6	5 9.3	5 4.6
ALREADY VOTED YES	5 1.7	4 2.9	1 0.6	0	4 2.1	1 2.2	0	4 2.4	1 1.1	4 2.1	0	1 5.6	1 3.6	2 2.5	0	2 1.6	3 5.5	1 1.2	0	1 0.9
NO, VOTE AGAINST [NET]	138 46.0	65 47.1	73 45.1	24 42.9	91 48.1	19 41.3	18 42.9	84 50.0	36 40.0	90 46.9	40 44.4	8 44.4	12 42.9	35 43.2	39 58.2	52 41.9	23 41.8	42 50.6	24 44.4	49 45.4
DEFINITELY VOTE NO	84 28.0	39 28.3	45 27.8	12 21.4	58 30.7	12 26.1	10 23.8	54 32.1	20 22.2	61 31.8	21 23.3	2 11.1	10 35.7	21 25.9	23 34.3	30 24.2	15 27.3	24 28.9	16 29.6	29 26.9
PROBABLY VOTE NO	38 12.7	18 13.0	20 12.3	8 14.3	22 11.6	6 13.0	6 14.3	19 11.3	13 14.4	20 10.4	14 15.6	4 22.2	2 7.1	11 13.6	12 17.9	13 10.5	7 12.7	11 13.3	6 11.1	14 13.0
LEAN VOTE NO	7 2.3	3 2.2	4 2.5	2 3.6	5 2.6	0	1 2.4	5 3.0	1 1.1	2 1.0	4 4.4	1 5.6	0	0	4 6.0	3 2.4	0	3 3.6	0	4 3.7
ALREADY VOTED NO	9 3.0	5 3.6	4 2.5	2 3.6	6 3.2	1 2.2	1 2.4	6 3.6	2 2.2	7 3.6	1 1.1	1 5.6	0	3 3.7	0	6 4.8	1 1.8	4 4.8	2 3.7	2 1.9
FIRM UNSURE	51 17.0	17 12.3	34 21.0	9 16.1	35 18.5	7 15.2	7 16.7	32 19.0	12 13.3	32 16.7	15 16.7	4 22.2	6 21.4	12 14.8	8 11.9	25 20.2	6 10.9	11 13.3	12 22.2	22 20.4
REFUSED	8 2.7	4 2.9	4 2.5	2 3.6	4 2.1	2 4.3	2 4.8	3 1.8	3 3.3	4 2.1	4 4.4	0	1 3.6	3 3.7	1 1.5	3 2.4	1 1.8	3 3.6	3 5.6	1 0.9



Probolsky Research
3990 Westerly Place Suite 185
Newport Beach CA 92660

Newport Beach (949) 855-6400
San Francisco (415) 870-8150
Washington DC (202) 559-0270

City of Los Angeles Likely Voter TRACKING Survey
February 2017

Q5. Measure S is on the March 7 ballot in Los Angeles. Measure S reads: "Shall an ordinance amending City laws related to the General Plan, including to: 1) impose a two-year moratorium on projects seeking General Plan amendments or zone or height district changes resulting in more intense land use, an increase in density or height, or a loss of zoned open space, agricultural or industrial areas, with exceptions including for affordable housing projects and projects for which vested rights have accrued 2) prohibit geographic amendments to the General Plan unless the affected area has significant social, economic or physical identity (defined as encompassing an entire community or district plan area, specific plan area, neighborhood council area or at least 15 acres) 3) require systematic, public review of the General Plan every five years 4) prohibit project applicants from completing environmental impact reports for the City 5) require the City make findings of General Plan consistency for planning amendments, project approvals and permit decisions and 6) prohibit certain parking variances, be adopted?"

If an election were held today, would you vote yes, in favor of Measure S, or vote no, against Measure S? If you've already voted, please let me know which way. Please pick one. And would you say that you would definitely vote (for/against) or probably vote (for/against) the measure? Would you say that you lean one way or another?

BASE: Total Sample

	PARTY/GENDER							PARTY/AGE						VOTE PROPENSITY									
	TOTAL	GOP MEN	GOP WOMEN	DTS MEN	DTS WOMEN	DEM MEN	DEM WOMEN	GOP 18-54	GOP 55+	DTS 18-54	DTS 55+	DEM 18-54	DEM 55+	5/5	4/5	3/5	2/5	1/5	100% NOT HAD THE CHANCE	NEW REG			
Total	300 100.0	27 100.0	29 100.0	20 100.0	26 100.0	89 100.0	100 100.0	20 100.0	36 100.0	24 100.0	22 100.0	59 100.0	130 100.0	25 100.0	84 100.0	121 100.0	48 100.0	20 100.0	2 100.0	0			
YES, VOTE FOR [NET] -----	103 34.3	9 33.3	12 41.4	9 45.0	9 34.6	34 38.2	25 25.0	6 30.0	15 41.7	10 41.7	8 36.4	21 35.6	38 29.2	8 32.0	28 33.3	41 33.9	16 33.3	9 45.0	1 50.0	0			
DEFINITELY VOTE YES	47 15.7	4 14.8	8 27.6	5 25.0	3 11.5	14 15.7	11 11.0	0	12 33.3	5 20.8	3 13.6	8 13.6	17 13.1	4 16.0	17 20.2	14 11.6	7 14.6	4 20.0	1 50.0	0			
PROBABLY VOTE YES	37 12.3	3 11.1	1 3.4	3 15.0	3 11.5	15 16.9	10 10.0	3 15.0	1 2.8	2 8.3	4 18.2	11 18.6	14 10.8	1 4.0	7 8.3	19 15.7	8 16.7	2 10.0	0	0			
LEAN VOTE YES	14 4.7	2 7.4	3 10.3	0	3 11.5	2 2.2	3 3.0	3 15.0	2 5.6	2 8.3	1 4.5	0	5 3.8	1 4.0	3 3.6	6 5.0	1 2.1	3 15.0	0	0			
ALREADY VOTED YES	5 1.7	0	0	1 5.0	0	3 3.4	1 1.0	0	0	1 4.2	0	2 3.4	2 1.5	2 8.0	1 1.2	2 1.7	0	0	0	0			
NO, VOTE AGAINST [NET] -----	138 46.0	13 48.1	11 37.9	8 40.0	11 42.3	42 47.2	49 49.0	10 50.0	14 38.9	8 33.3	11 50.0	26 44.1	65 50.0	11 44.0	45 53.6	57 47.1	19 39.6	6 30.0	0	0			
DEFINITELY VOTE NO	84 28.0	4 14.8	8 27.6	6 30.0	6 23.1	29 32.6	29 29.0	5 25.0	7 19.4	6 25.0	6 27.3	18 30.5	40 30.8	8 32.0	24 28.6	33 27.3	14 29.2	5 25.0	0	0			
PROBABLY VOTE NO	38 12.7	5 18.5	3 10.3	2 10.0	4 15.4	9 10.1	13 13.0	5 25.0	3 8.3	1 4.2	5 22.7	6 10.2	16 12.3	2 8.0	12 14.3	18 14.9	5 10.4	1 5.0	0	0			
LEAN VOTE NO	7 2.3	2 7.4	0	0	0	1 1.1	4 4.0	0	2 5.6	0	0	0	5 3.8	0	3 3.6	4 3.3	0	0	0	0			
ALREADY VOTED NO	9 3.0	2 7.4	0	0	1 3.8	3 3.4	3 3.0	0	2 5.6	1 4.2	0	2 3.4	4 3.1	1 4.0	6 7.1	2 1.7	0	0	0	0			
FIRM UNSURE	51 17.0	4 14.8	5 17.2	2 10.0	5 19.2	11 12.4	24 24.0	2 10.0	7 19.4	5 20.8	2 9.1	11 18.6	24 18.5	5 20.0	9 10.7	20 16.5	12 25.0	4 20.0	1 50.0	0			
REFUSED	8 2.7	1 3.7	1 3.4	1 5.0	1 3.8	2 2.2	2 2.0	2 10.0	0	1 4.2	1 4.5	1 1.7	3 2.3	1 4.0	2 2.4	3 2.5	1 2.1	1 5.0	0	0			



Probolsky Research
3990 Westerly Place Suite 185
Newport Beach CA 92660

Newport Beach (949) 855-6400
San Francisco (415) 870-8150
Washington DC (202) 559-0270

City of Los Angeles Likely Voter TRACKING Survey
February 2017

Q5. Measure S is on the March 7 ballot in Los Angeles. Measure S reads: "Shall an ordinance amending City laws related to the General Plan, including to: 1) impose a two-year moratorium on projects seeking General Plan amendments or zone or height district changes resulting in more intense land use, an increase in density or height, or a loss of zoned open space, agricultural or industrial areas, with exceptions including for affordable housing projects and projects for which vested rights have accrued 2) prohibit geographic amendments to the General Plan unless the affected area has significant social, economic or physical identity (defined as encompassing an entire community or district plan area, specific plan area, neighborhood council area or at least 15 acres) 3) require systematic, public review of the General Plan every five years 4) prohibit project applicants from completing environmental impact reports for the City 5) require the City make findings of General Plan consistency for planning amendments, project approvals and permit decisions and 6) prohibit certain parking variances, be adopted?"

If an election were held today, would you vote yes, in favor of Measure S, or vote no, against Measure S? If you've already voted, please let me know which way. Please pick one. And would you say that you would definitely vote (for/against) or probably vote (for/against) the measure? Would you say that you lean one way or another?

BASE: Total Sample

	TYPE OF VOTER				REGISTRATION DATE				LANGUAGE		PHONE TYPE		ETHNICITY						
	TOTAL	PERM	PREV	ELECT	<1 YR	UP TO 5 YRS	UP TO 10 YRS	UP TO 20 YRS	>20 YRS	ENG-LISH	SPA-NISH	CELL	LAND LINE	LATINO	WHITE	BLACK	ASIAN	OTHER	REFUSE
Total	300 100.0	144 100.0	37 100.0	119 100.0	56 100.0	46 100.0	56 100.0	69 100.0	73 100.0	267 100.0	33 100.0	137 100.0	163 100.0	75 100.0	135 100.0	35 100.0	26 100.0	24 100.0	5 100.0
YES, VOTE FOR [NET]	103 34.3	45 31.3	13 35.1	45 37.8	21 37.5	20 43.5	15 26.8	24 34.8	23 31.5	91 34.1	12 36.4	51 37.2	52 31.9	29 38.7	41 30.4	13 37.1	9 34.6	8 33.3	3 60.0
DEFINITELY VOTE YES	47 15.7	20 13.9	6 16.2	21 17.6	9 16.1	8 17.4	5 8.9	12 17.4	13 17.8	41 15.4	6 18.2	20 14.6	27 16.6	15 20.0	18 13.3	4 11.4	7 26.9	3 12.5	0
PROBABLY VOTE YES	37 12.3	16 11.1	5 13.5	16 13.4	7 12.5	11 23.9	5 8.9	7 10.1	7 9.6	32 12.0	5 15.2	20 14.6	17 10.4	11 14.7	15 11.1	6 17.1	2 7.7	1 4.2	2 40.0
LEAN VOTE YES	14 4.7	4 2.8	2 5.4	8 6.7	3 5.4	1 2.2	3 5.4	5 7.2	2 2.7	13 4.9	1 3.0	8 5.8	6 3.7	1 1.3	8 5.9	1 2.9	0	4 16.7	0
ALREADY VOTED YES	5 1.7	5 3.5	0	0	2 3.6	0	2 3.6	0	1 1.4	5 1.9	0	3 2.2	2 1.2	2 2.7	0	2 5.7	0	0	1 20.0
NO, VOTE AGAINST [NET]	138 46.0	62 43.1	20 54.1	56 47.1	25 44.6	17 37.0	31 55.4	29 42.0	36 49.3	123 46.1	15 45.5	59 43.1	79 48.5	32 42.7	68 50.4	12 34.3	13 50.0	12 50.0	1 20.0
DEFINITELY VOTE NO	84 28.0	38 26.4	15 40.5	31 26.1	18 32.1	12 26.1	19 33.9	14 20.3	21 28.8	79 29.6	5 15.2	45 32.8	39 23.9	16 21.3	43 31.9	11 31.4	5 19.2	8 33.3	1 20.0
PROBABLY VOTE NO	38 12.7	13 9.0	5 13.5	20 16.8	4 7.1	2 4.3	8 14.3	11 15.9	13 17.8	31 11.6	7 21.2	9 6.6	29 17.8	11 14.7	19 14.1	0	6 23.1	2 8.3	0
LEAN VOTE NO	7 2.3	4 2.8	0	3 2.5	1 1.8	1 2.2	2 3.6	3 4.3	0	6 2.2	1 3.0	3 2.2	4 2.5	2 2.7	2 1.5	0	2 7.7	1 4.2	0
ALREADY VOTED NO	9 3.0	7 4.9	0	2 1.7	2 3.6	2 4.3	2 3.6	1 1.4	2 2.7	7 2.6	2 6.1	2 1.5	7 4.3	3 4.0	4 3.0	1 2.9	0	1 4.2	0
FIRM UNSURE	51 17.0	30 20.8	4 10.8	17 14.3	8 14.3	7 15.2	9 16.1	14 20.3	13 17.8	46 17.2	5 15.2	22 16.1	29 17.8	11 14.7	26 19.3	9 25.7	2 7.7	3 12.5	0
REFUSED	8 2.7	7 4.9	0	1 0.8	2 3.6	2 4.3	1 1.8	2 2.9	1 1.4	7 2.6	1 3.0	5 3.6	3 1.8	3 4.0	0	1 2.9	2 7.7	1 4.2	1 20.0



Probolsky Research
3990 Westerly Place Suite 185
Newport Beach CA 92660

Newport Beach (949) 855-6400
San Francisco (415) 870-8150
Washington DC (202) 559-0270

City of Los Angeles Likely Voter TRACKING Survey
February 2017

Q5. Measure S is on the March 7 ballot in Los Angeles. Measure S reads: "Shall an ordinance amending City laws related to the General Plan, including to: 1) impose a two-year moratorium on projects seeking General Plan amendments or zone or height district changes resulting in more intense land use, an increase in density or height, or a loss of zoned open space, agricultural or industrial areas, with exceptions including for affordable housing projects and projects for which vested rights have accrued 2) prohibit geographic amendments to the General Plan unless the affected area has significant social, economic or physical identity (defined as encompassing an entire community or district plan area, specific plan area, neighborhood council area or at least 15 acres) 3) require systematic, public review of the General Plan every five years 4) prohibit project applicants from completing environmental impact reports for the City 5) require the City make findings of General Plan consistency for planning amendments, project approvals and permit decisions and 6) prohibit certain parking variances, be adopted?"

If an election were held today, would you vote yes, in favor of Measure S, or vote no, against Measure S? If you've already voted, please let me know which way. Please pick one. And would you say that you would definitely vote (for/against) or probably vote (for/against) the measure? Would you say that you lean one way or another?

BASE: Total Sample

	GEOGRAPHIC															
	TOTAL	CD 1	CD 2	CD 3	CD 4	CD 5	CD 6	CD 7	CD 8	CD 9	CD 10	CD 11	CD 12	CD 13	CD 14	CD 15
Total	300 100.0	14 100.0	19 100.0	22 100.0	29 100.0	27 100.0	13 100.0	17 100.0	17 100.0	9 100.0	18 100.0	31 100.0	30 100.0	18 100.0	20 100.0	16 100.0
YES, VOTE FOR [NET] -----	103 34.3	5 35.7	8 42.1	8 36.4	7 24.1	4 14.8	6 46.2	8 47.1	5 29.4	4 44.4	7 38.9	9 29.0	12 40.0	5 27.8	9 45.0	6 37.5
DEFINITELY VOTE YES	47 15.7	2 14.3	2 10.5	2 9.1	3 10.3	2 7.4	4 30.8	4 23.5	2 11.8	2 22.2	3 16.7	3 9.7	8 26.7	3 16.7	6 30.0	1 6.3
PROBABLY VOTE YES	37 12.3	3 21.4	3 15.8	5 22.7	3 10.3	1 3.7	2 15.4	3 17.6	1 5.9	2 22.2	2 11.1	3 9.7	2 6.7	1 5.6	2 10.0	4 25.0
LEAN VOTE YES	14 4.7	0	3 15.8	1 4.5	0	0	0	1 5.9	1 5.9	0	2 11.1	2 6.5	2 6.7	0	1 5.0	1 6.3
ALREADY VOTED YES	5 1.7	0	0	0	1 3.4	1 3.7	0	0	1 5.9	0	0	1 3.2	0	1 5.6	0	0
NO, VOTE AGAINST [NET] -----	138 46.0	7 50.0	6 31.6	8 36.4	14 48.3	17 63.0	4 30.8	6 35.3	8 47.1	4 44.4	7 38.9	18 58.1	12 40.0	10 55.6	9 45.0	8 50.0
DEFINITELY VOTE NO	84 28.0	4 28.6	5 26.3	4 18.2	8 27.6	14 51.9	2 15.4	1 5.9	7 41.2	3 33.3	7 38.9	14 45.2	7 23.3	4 22.2	3 15.0	1 6.3
PROBABLY VOTE NO	38 12.7	1 7.1	0	4 18.2	3 10.3	3 11.1	2 15.4	2 11.8	0	1 11.1	0	4 12.9	4 13.3	5 27.8	6 30.0	3 18.8
LEAN VOTE NO	7 2.3	0	0	0	1 3.4	0	0	3 17.6	0	0	0	0	1 3.3	0	0	2 12.5
ALREADY VOTED NO	9 3.0	2 14.3	1 5.3	0	2 6.9	0	0	0	1 5.9	0	0	0	0	1 5.6	0	2 12.5
FIRM UNSURE	51 17.0	1 7.1	5 26.3	6 27.3	8 27.6	5 18.5	2 15.4	1 5.9	4 23.5	1 11.1	3 16.7	4 12.9	5 16.7	2 11.1	2 10.0	2 12.5
REFUSED	8 2.7	1 7.1	0	0	0	1 3.7	1 7.7	2 11.8	0	0	1 5.6	0	1 3.3	1 5.6	0	0



Probolsky Research
3990 Westerly Place Suite 185
Newport Beach CA 92660

Newport Beach (949) 855-6400
San Francisco (415) 870-8150
Washington DC (202) 559-0270

City of Los Angeles Likely Voter TRACKING Survey
February 2017

Q6. The following questions are for demographic purposes...

For demographic purposes only, which of the following best describes your ethnic background?

BASE: Total Sample

	GENDER			PARTY			HOUSEHOLD PARTY			BORN IN US			AGE GROUP				GENDER/AGE			
	TOTAL	MALE	FEMALE	REP	DEM	DTS	PURE REP HHOLD	PURE DEM HHOLD	MIXED PARTY HHOLD	US BORN	FOREIGN BORN	BPLACE UNKNOWN	18-34	35-54	55-64	65+	MEN 18-54	MEN 55+	WOMEN 18-54	WOMEN 55+
Total	300 100.0	138 100.0	162 100.0	56 100.0	189 100.0	46 100.0	42 100.0	168 100.0	90 100.0	192 100.0	90 100.0	18 100.0	28 100.0	81 100.0	67 100.0	124 100.0	55 100.0	83 100.0	54 100.0	108 100.0
LATINO/HISPANIC	75 25.0	34 24.6	41 25.3	6 10.7	59 31.2	10 21.7	4 9.5	52 31.0	19 21.1	17 8.9	53 58.9	5 27.8	9 32.1	20 24.7	18 26.9	28 22.6	16 29.1	18 21.7	13 24.1	28 25.9
WHITE/CAUCASIAN	135 45.0	61 44.2	74 45.7	33 58.9	74 39.2	22 47.8	24 57.1	65 38.7	46 51.1	110 57.3	16 17.8	9 50.0	8 28.6	38 46.9	28 41.8	61 49.2	26 47.3	35 42.2	20 37.0	54 50.0
BLACK/AFRICAN AMERICAN	35 11.7	16 11.6	19 11.7	4 7.1	25 13.2	5 10.9	3 7.1	25 14.9	7 7.8	33 17.2	1 1.1	1 5.6	4 14.3	9 11.1	6 9.0	16 12.9	3 5.5	13 15.7	10 18.5	9 8.3
ASIAN	26 8.7	13 9.4	13 8.0	8 14.3	14 7.4	3 6.5	6 14.3	11 6.5	9 10.0	11 5.7	13 14.4	2 11.1	5 17.9	7 8.6	7 10.4	7 5.6	6 10.9	7 8.4	6 11.1	7 6.5
OTHER	24 8.0	12 8.7	12 7.4	5 8.9	14 7.4	4 8.7	5 11.9	12 7.1	7 7.8	17 8.9	6 6.7	1 5.6	1 3.6	7 8.6	7 10.4	9 7.3	4 7.3	8 9.6	4 7.4	8 7.4
REFUSED	5 1.7	2 1.4	3 1.9	0	3 1.6	2 4.3	0	3 1.8	2 2.2	4 2.1	1 1.1	0	1 3.6	0	1 1.5	3 2.4	0	2 2.4	1 1.9	2 1.9



Probolsky Research
3990 Westerly Place Suite 185
Newport Beach CA 92660

Newport Beach (949) 855-6400
San Francisco (415) 870-8150
Washington DC (202) 559-0270

City of Los Angeles Likely Voter TRACKING Survey
February 2017

Q6. The following questions are for demographic purposes...

For demographic purposes only, which of the following best describes your ethnic background?

BASE: Total Sample

Total Sample	PARTY/GENDER							PARTY/AGE						VOTE PROPENSITY								100% NOT HAD THE CHANCE	NEW REG
	TOTAL	GOP MEN	GOP WOMEN	DTS MEN	DTS WOMEN	DEM MEN	DEM WOMEN	GOP 18-54	GOP 55+	DTS 18-54	DTS 55+	DEM 18-54	DEM 55+	5/5	4/5	3/5	2/5	1/5					
Total	300 100.0	27 100.0	29 100.0	20 100.0	26 100.0	89 100.0	100 100.0	20 100.0	36 100.0	24 100.0	22 100.0	59 100.0	130 100.0	25 100.0	84 100.0	121 100.0	48 100.0	20 100.0	2 100.0	0			
LATINO/HISPANIC	75 25.0	5 18.5	1 3.4	6 30.0	4 15.4	23 25.8	36 36.0	3 15.0	3 8.3	5 20.8	5 22.7	21 35.6	38 29.2	7 28.0	21 25.0	28 23.1	15 31.3	4 20.0	0	0			
WHITE/CAUCASIAN	135 45.0	15 55.6	18 62.1	10 50.0	12 46.2	35 39.3	39 39.0	11 55.0	22 61.1	13 54.2	9 40.9	18 30.5	56 43.1	16 64.0	43 51.2	52 43.0	18 37.5	6 30.0	0	0			
BLACK/AFRICAN AMERICAN	35 11.7	1 3.7	3 10.3	1 5.0	4 15.4	14 15.7	11 11.0	1 5.0	3 8.3	3 12.5	2 9.1	8 13.6	17 13.1	2 8.0	7 8.3	15 12.4	6 12.5	5 25.0	0	0			
ASIAN	26 8.7	4 14.8	4 13.8	1 5.0	2 7.7	7 7.9	7 7.0	2 10.0	6 16.7	1 4.2	2 9.1	9 15.3	5 3.8	0	5 6.0	11 9.1	6 12.5	2 10.0	2 100.0	0			
OTHER	24 8.0	2 7.4	3 10.3	1 5.0	3 11.5	9 10.1	5 5.0	3 15.0	2 5.6	1 4.2	3 13.6	3 5.1	11 8.5	0	7 8.3	13 10.7	2 4.2	2 10.0	0	0			
REFUSED	5 1.7	0	0	1 5.0	1 3.8	1 1.1	2 2.0	0	0	1 4.2	1 4.5	0	3 2.3	0	1 1.2	2 1.7	1 2.1	1 5.0	0	0			



Probolsky Research
3990 Westerly Place Suite 185
Newport Beach CA 92660

Newport Beach (949) 855-6400
San Francisco (415) 870-8150
Washington DC (202) 559-0270

City of Los Angeles Likely Voter TRACKING Survey
February 2017

Q6. The following questions are for demographic purposes...

For demographic purposes only, which of the following best describes your ethnic background?

BASE: Total Sample

	TYPE OF VOTER				REGISTRATION DATE					LANGUAGE		PHONE TYPE		ETHNICITY					
	TOTAL	PERM	PREV	ELECT	<1 YR	UP TO 5 YRS	UP TO 10 YRS	UP TO 20 YRS	>20 YRS	ENG-LISH	SPA-NISH	CELL	LAND LINE	LATINO	WHITE	BLACK	ASIAN	OTHER	REFUSE
Total	300 100.0	144 100.0	37 100.0	119 100.0	56 100.0	46 100.0	56 100.0	69 100.0	73 100.0	267 100.0	33 100.0	137 100.0	163 100.0	75 100.0	135 100.0	35 100.0	26 100.0	24 100.0	5 100.0
LATINO/HISPANIC	75 25.0	30 20.8	3 8.1	42 35.3	12 21.4	11 23.9	21 37.5	23 33.3	8 11.0	43 16.1	32 97.0	42 30.7	33 20.2	75 100.0	0	0	0	0	0
WHITE/CAUCASIAN	135 45.0	64 44.4	25 67.6	46 38.7	24 42.9	14 30.4	20 35.7	31 44.9	46 63.0	135 50.6	0	48 35.0	87 53.4	0	135 100.0	0	0	0	0
BLACK/AFRICAN AMERICAN	35 11.7	17 11.8	5 13.5	13 10.9	9 16.1	6 13.0	6 10.7	6 8.7	8 11.0	35 13.1	0	18 13.1	17 10.4	0	0	35 100.0	0	0	0
ASIAN	26 8.7	16 11.1	2 5.4	8 6.7	3 5.4	12 26.1	2 3.6	3 4.3	6 8.2	26 9.7	0	14 10.2	12 7.4	0	0	0	26 100.0	0	0
OTHER	24 8.0	14 9.7	2 5.4	8 6.7	7 12.5	2 4.3	5 8.9	5 7.2	5 6.8	24 9.0	0	12 8.8	12 7.4	0	0	0	0	24 100.0	0
REFUSED	5 1.7	3 2.1	0	2 1.7	1 1.8	1 2.2	2 3.6	1 1.4	0	4 1.5	1 3.0	3 2.2	2 1.2	0	0	0	0	0	5 100.0



Probolsky Research
3990 Westerly Place Suite 185
Newport Beach CA 92660

Newport Beach (949) 855-6400
San Francisco (415) 870-8150
Washington DC (202) 559-0270

City of Los Angeles Likely Voter TRACKING Survey
February 2017

Q6. The following questions are for demographic purposes...

For demographic purposes only, which of the following best describes your ethnic background?

BASE: Total Sample

		GEOGRAPHIC														
		TOTAL	CD 1	CD 2	CD 3	CD 4	CD 5	CD 6	CD 7	CD 8	CD 9	CD 10	CD 11	CD 12	CD 13	CD 14
Total	300 100.0	14 100.0	19 100.0	22 100.0	29 100.0	27 100.0	13 100.0	17 100.0	17 100.0	9 100.0	18 100.0	31 100.0	30 100.0	18 100.0	20 100.0	16 100.0
LATINO/HISPANIC	75 25.0	9 64.3	2 10.5	6 27.3	4 13.8	5 18.5	9 69.2	4 23.5	3 17.6	4 44.4	2 11.1	2 6.5	4 13.3	5 27.8	11 55.0	5 31.3
WHITE/CAUCASIAN	135 45.0	1 7.1	15 78.9	15 68.2	16 55.2	17 63.0	3 23.1	7 41.2	1 5.9	1 11.1	2 11.1	17 54.8	21 70.0	6 33.3	7 35.0	6 37.5
BLACK/AFRICAN AMERICAN	35 11.7	2 14.3	0	0	0	1 3.7	1 7.7	0	12 70.6	3 33.3	10 55.6	2 6.5	0	1 5.6	0	3 18.8
ASIAN	26 8.7	1 7.1	0	0	4 13.8	0	0	4 23.5	1 5.9	0	2 11.1	5 16.1	2 6.7	5 27.8	1 5.0	1 6.3
OTHER	24 8.0	1 7.1	2 10.5	1 4.5	4 13.8	3 11.1	0	1 5.9	0	0	2 11.1	4 12.9	3 10.0	1 5.6	1 5.0	1 6.3
REFUSED	5 1.7	0	0	0	1 3.4	1 3.7	0	1 5.9	0	1 11.1	0	1 3.2	0	0	0	0



Probolsky Research
3990 Westerly Place Suite 185
Newport Beach CA 92660

Newport Beach (949) 855-6400
San Francisco (415) 870-8150
Washington DC (202) 559-0270

City of Los Angeles Likely Voter TRACKING Survey
February 2017

GENDER

Base: Total sample

	GENDER			PARTY			HOUSEHOLD PARTY			BORN IN US			AGE GROUP				GENDER/AGE			
	TOTAL	MALE	FEMALE	REP	DEM	DTS	PURE REP HHOLD	PURE DEM HHOLD	MIXED PARTY HHOLD	US BORN	FOREIGN BORN	BPLACE UNKNOWN	18-34	35-54	55-64	65+	MEN 18-54	MEN 55+	WOMEN 18-54	WOMEN 55+
Total	300 100.0	138 100.0	162 100.0	56 100.0	189 100.0	46 100.0	42 100.0	168 100.0	90 100.0	192 100.0	90 100.0	18 100.0	28 100.0	81 100.0	67 100.0	124 100.0	55 100.0	83 100.0	54 100.0	108 100.0
MALE	138 46.0	138 100.0	0	27 48.2	89 47.1	20 43.5	18 42.9	76 45.2	44 48.9	90 46.9	41 45.6	7 38.9	13 46.4	42 51.9	27 40.3	56 45.2	55 100.0	83 100.0	0	0
FEMALE	162 54.0	0	162 100.0	29 51.8	100 52.9	26 56.5	24 57.1	92 54.8	46 51.1	102 53.1	49 54.4	11 61.1	15 53.6	39 48.1	40 59.7	68 54.8	0	0	54 100.0	108 100.0



Probolsky Research
3990 Westerly Place Suite 185
Newport Beach CA 92660

Newport Beach (949) 855-6400
San Francisco (415) 870-8150
Washington DC (202) 559-0270

City of Los Angeles Likely Voter TRACKING Survey
February 2017

GENDER

Base: Total sample

	PARTY/GENDER							PARTY/AGE						VOTE PROPENSITY									
	TOTAL	GOP MEN	GOP WOMEN	DTS MEN	DTS WOMEN	DEM MEN	DEM WOMEN	GOP 18-54	GOP 55+	DTS 18-54	DTS 55+	DEM 18-54	DEM 55+	5/5	4/5	3/5	2/5	1/5	100% NOT HAD THE CHANCE	NEW REG			
Total	300 100.0	27 100.0	29 100.0	20 100.0	26 100.0	89 100.0	100 100.0	20 100.0	36 100.0	24 100.0	22 100.0	59 100.0	130 100.0	25 100.0	84 100.0	121 100.0	48 100.0	20 100.0	2 100.0	0			
MALE	138 46.0	27 100.0	0	20 100.0	0	89 100.0	0	12 60.0	15 41.7	10 41.7	10 45.5	32 54.2	57 43.8	13 52.0	41 48.8	53 43.8	24 50.0	6 30.0	1 50.0	0			
FEMALE	162 54.0	0	29 100.0	0	26 100.0	0	100 100.0	8 40.0	21 58.3	14 58.3	12 54.5	27 45.8	73 56.2	12 48.0	43 51.2	68 56.2	24 50.0	14 70.0	1 50.0	0			



Probolsky Research
3990 Westerly Place Suite 185
Newport Beach CA 92660

Newport Beach (949) 855-6400
San Francisco (415) 870-8150
Washington DC (202) 559-0270

City of Los Angeles Likely Voter TRACKING Survey
February 2017

GENDER

Base: Total sample

	TYPE OF VOTER				REGISTRATION DATE					LANGUAGE		PHONE TYPE		ETHNICITY					
	TOTAL	PERM	PREV	ELECT	<1 YR	UP TO 5 YRS	UP TO 10 YRS	UP TO 20 YRS	>20 YRS	ENG- LISH	SPA- NISH	CELL	LAND LINE	LATINO	WHITE	BLACK	ASIAN	OTHER	REFUSE
Total	300 100.0	144 100.0	37 100.0	119 100.0	56 100.0	46 100.0	56 100.0	69 100.0	73 100.0	267 100.0	33 100.0	137 100.0	163 100.0	75 100.0	135 100.0	35 100.0	26 100.0	24 100.0	5 100.0
MALE	138 46.0	62 43.1	23 62.2	53 44.5	22 39.3	23 50.0	30 53.6	28 40.6	35 47.9	125 46.8	13 39.4	71 51.8	67 41.1	34 45.3	61 45.2	16 45.7	13 50.0	12 50.0	2 40.0
FEMALE	162 54.0	82 56.9	14 37.8	66 55.5	34 60.7	23 50.0	26 46.4	41 59.4	38 52.1	142 53.2	20 60.6	66 48.2	96 58.9	41 54.7	74 54.8	19 54.3	13 50.0	12 50.0	3 60.0



Probolsky Research
3990 Westerly Place Suite 185
Newport Beach CA 92660

Newport Beach (949) 855-6400
San Francisco (415) 870-8150
Washington DC (202) 559-0270

City of Los Angeles Likely Voter TRACKING Survey
February 2017

GENDER

Base: Total sample

	TOTAL	GEOGRAPHIC														
		CD 1	CD 2	CD 3	CD 4	CD 5	CD 6	CD 7	CD 8	CD 9	CD 10	CD 11	CD 12	CD 13	CD 14	CD 15
Total	300 100.0	14 100.0	19 100.0	22 100.0	29 100.0	27 100.0	13 100.0	17 100.0	17 100.0	9 100.0	18 100.0	31 100.0	30 100.0	18 100.0	20 100.0	16 100.0
MALE	138 46.0	7 50.0	7 36.8	7 31.8	16 55.2	10 37.0	6 46.2	10 58.8	8 47.1	7 77.8	5 27.8	16 51.6	12 40.0	12 66.7	10 50.0	5 31.3
FEMALE	162 54.0	7 50.0	12 63.2	15 68.2	13 44.8	17 63.0	7 53.8	7 41.2	9 52.9	2 22.2	13 72.2	15 48.4	18 60.0	6 33.3	10 50.0	11 68.8



Probolsky Research
3990 Westerly Place Suite 185
Newport Beach CA 92660

Newport Beach (949) 855-6400
San Francisco (415) 870-8150
Washington DC (202) 559-0270

City of Los Angeles Likely Voter TRACKING Survey
February 2017

PARTY

Base: Total sample

	GENDER			PARTY			HOUSEHOLD PARTY			BORN IN US			AGE GROUP				GENDER/AGE			
	TOTAL	MALE	FEMALE	REP	DEM	DTS	PURE REP HHOLD	PURE DEM HHOLD	MIXED PARTY HHOLD	US BORN	FOREIGN BORN	BPLACE UNKNOWN	18-34	35-54	55-64	65+	MEN 18-54	MEN 55+	WOMEN 18-54	WOMEN 55+
Total	300 100.0	138 100.0	162 100.0	56 100.0	189 100.0	46 100.0	42 100.0	168 100.0	90 100.0	192 100.0	90 100.0	18 100.0	28 100.0	81 100.0	67 100.0	124 100.0	55 100.0	83 100.0	54 100.0	108 100.0
REPUBLICAN	56 18.7	27 19.6	29 17.9	56 100.0	0	0	42 100.0	0	14 15.6	43 22.4	11 12.2	2 11.1	1 3.6	19 23.5	14 20.9	22 17.7	12 21.8	15 18.1	8 14.8	21 19.4
DEMOCRATIC	189 63.0	89 64.5	100 61.7	0	189 100.0	0	0	168 100.0	21 23.3	118 61.5	60 66.7	11 61.1	20 71.4	39 48.1	41 61.2	89 71.8	32 58.2	57 68.7	27 50.0	73 67.6
DTS	46 15.3	20 14.5	26 16.0	0	0	46 100.0	0	0	46 51.1	25 13.0	17 18.9	4 22.2	7 25.0	17 21.0	10 14.9	12 9.7	10 18.2	10 12.0	14 25.9	12 11.1
OTHER	9 3.0	2 1.4	7 4.3	0	0	0	0	0	9 10.0	6 3.1	2 2.2	1 5.6	0	6 7.4	2 3.0	1 0.8	1 1.8	1 1.2	5 9.3	2 1.9



Probolsky Research
3990 Westerly Place Suite 185
Newport Beach CA 92660

Newport Beach (949) 855-6400
San Francisco (415) 870-8150
Washington DC (202) 559-0270

City of Los Angeles Likely Voter TRACKING Survey
February 2017

PARTY

Base: Total sample

	PARTY/GENDER							PARTY/AGE						VOTE PROPENSITY							100% NOT HAD THE CHANCE	NEW REG
	TOTAL	GOP MEN	GOP WOMEN	DTS MEN	DTS WOMEN	DEM MEN	DEM WOMEN	GOP 18-54	GOP 55+	DTS 18-54	DTS 55+	DEM 18-54	DEM 55+	5/5	4/5	3/5	2/5	1/5				
Total	300 100.0	27 100.0	29 100.0	20 100.0	26 100.0	89 100.0	100 100.0	20 100.0	36 100.0	24 100.0	22 100.0	59 100.0	130 100.0	25 100.0	84 100.0	121 100.0	48 100.0	20 100.0	2 100.0	0		
REPUBLICAN	56 18.7	27 100.0	29 100.0	0	0	0	0	20 100.0	36 100.0	0	0	0	0	5 20.0	12 14.3	22 18.2	11 22.9	6 30.0	0	0		
DEMOCRATIC	189 63.0	0	0	0	0	89 100.0	100 100.0	0	0	0	0	59 100.0	130 100.0	16 64.0	58 69.0	78 64.5	27 56.3	8 40.0	2 100.0	0		
DTS	46 15.3	0	0	20 100.0	26 100.0	0	0	0	0	24 100.0	22 100.0	0	0	4 16.0	11 13.1	16 13.2	9 18.8	6 30.0	0	0		
OTHER	9 3.0	0	0	0	0	0	0	0	0	0	0	0	0	0	3 3.6	5 4.1	1 2.1	0	0	0		



Probolsky Research
3990 Westerly Place Suite 185
Newport Beach CA 92660

Newport Beach (949) 855-6400
San Francisco (415) 870-8150
Washington DC (202) 559-0270

City of Los Angeles Likely Voter TRACKING Survey
February 2017

PARTY

Base: Total sample

	TYPE OF VOTER				REGISTRATION DATE					LANGUAGE		PHONE TYPE		ETHNICITY					
	TOTAL	PERM	PREV	ELECT	<1 YR	UP TO 5 YRS	UP TO 10 YRS	UP TO 20 YRS	>20 YRS	ENG- LISH	SPA- NISH	CELL	LAND LINE	LATINO	WHITE	BLACK	ASIAN	OTHER	REFUSE
Total	300 100.0	144 100.0	37 100.0	119 100.0	56 100.0	46 100.0	56 100.0	69 100.0	73 100.0	267 100.0	33 100.0	137 100.0	163 100.0	75 100.0	135 100.0	35 100.0	26 100.0	24 100.0	5 100.0
REPUBLICAN	56 18.7	27 18.8	7 18.9	22 18.5	10 17.9	8 17.4	11 19.6	11 15.9	16 21.9	54 20.2	2 6.1	26 19.0	30 18.4	6 8.0	33 24.4	4 11.4	8 30.8	5 20.8	0
DEMOCRATIC	189 63.0	93 64.6	20 54.1	76 63.9	31 55.4	27 58.7	33 58.9	48 69.6	50 68.5	161 60.3	28 84.8	80 58.4	109 66.9	59 78.7	74 54.8	25 71.4	14 53.8	14 58.3	3 60.0
DTS	46 15.3	20 13.9	9 24.3	17 14.3	12 21.4	9 19.6	9 16.1	9 13.0	7 9.6	43 16.1	3 9.1	26 19.0	20 12.3	10 13.3	22 16.3	5 14.3	3 11.5	4 16.7	2 40.0
OTHER	9 3.0	4 2.8	1 2.7	4 3.4	3 5.4	2 4.3	3 5.4	1 1.4	0	9 3.4	0	5 3.6	4 2.5	0	6 4.4	1 2.9	1 3.8	1 4.2	0



Probolsky Research
3990 Westerly Place Suite 185
Newport Beach CA 92660

Newport Beach (949) 855-6400
San Francisco (415) 870-8150
Washington DC (202) 559-0270

City of Los Angeles Likely Voter TRACKING Survey
February 2017

PARTY

Base: Total sample

	TOTAL	GEOGRAPHIC														
		CD 1	CD 2	CD 3	CD 4	CD 5	CD 6	CD 7	CD 8	CD 9	CD 10	CD 11	CD 12	CD 13	CD 14	CD 15
Total	300 100.0	14 100.0	19 100.0	22 100.0	29 100.0	27 100.0	13 100.0	17 100.0	17 100.0	9 100.0	18 100.0	31 100.0	30 100.0	18 100.0	20 100.0	16 100.0
REPUBLICAN	56 18.7	1 7.1	7 36.8	4 18.2	5 17.2	2 7.4	3 23.1	2 11.8	4 23.5	0	3 16.7	10 32.3	7 23.3	2 11.1	1 5.0	5 31.3
DEMOCRATIC	189 63.0	10 71.4	11 57.9	16 72.7	16 55.2	20 74.1	6 46.2	8 47.1	10 58.8	9 100.0	12 66.7	16 51.6	18 60.0	14 77.8	13 65.0	10 62.5
DTS	46 15.3	2 14.3	0	2 9.1	7 24.1	4 14.8	4 30.8	5 29.4	3 17.6	0	2 11.1	5 16.1	5 16.7	1 5.6	5 25.0	1 6.3
OTHER	9 3.0	1 7.1	1 5.3	0	1 3.4	1 3.7	0	2 11.8	0	0	1 5.6	0	0	1 5.6	1 5.0	0



Probolsky Research
3990 Westerly Place Suite 185
Newport Beach CA 92660

Newport Beach (949) 855-6400
San Francisco (415) 870-8150
Washington DC (202) 559-0270

City of Los Angeles Likely Voter TRACKING Survey
February 2017

HOUSEHOLD PARTY

Base: Total sample

	GENDER			PARTY			HOUSEHOLD PARTY			BORN IN US			AGE GROUP				GENDER/AGE			
	TOTAL	MALE	FEMALE	REP	DEM	DTS	PURE REP HHOLD	PURE DEM HHOLD	MIXED PARTY HHOLD	US BORN	FOREIGN BORN	BPLACE UNKNOWN	18-34	35-54	55-64	65+	MEN 18-54	MEN 55+	WOMEN 18-54	WOMEN 55+
Total	300 100.0	138 100.0	162 100.0	56 100.0	189 100.0	46 100.0	42 100.0	168 100.0	90 100.0	192 100.0	90 100.0	18 100.0	28 100.0	81 100.0	67 100.0	124 100.0	55 100.0	83 100.0	54 100.0	108 100.0
PURE REP HOUSEHOLD	42 14.0	18 13.0	24 14.8	42 75.0	0	0	42 100.0	0	0	33 17.2	7 7.8	2 11.1	1 3.6	12 14.8	12 17.9	17 13.7	8 14.5	10 12.0	5 9.3	19 17.6
PURE DEM HOUSEHOLD	168 56.0	76 55.1	92 56.8	0	168 88.9	0	0	168 100.0	0	106 55.2	53 58.9	9 50.0	15 53.6	37 45.7	36 53.7	80 64.5	27 49.1	49 59.0	25 46.3	67 62.0
MIXED PARTY HOUSEHOLD	90 30.0	44 31.9	46 28.4	14 25.0	21 11.1	46 100.0	0	0	90 100.0	53 27.6	30 33.3	7 38.9	12 42.9	32 39.5	19 28.4	27 21.8	20 36.4	24 28.9	24 44.4	22 20.4



Probolsky Research
3990 Westerly Place Suite 185
Newport Beach CA 92660

Newport Beach (949) 855-6400
San Francisco (415) 870-8150
Washington DC (202) 559-0270

City of Los Angeles Likely Voter TRACKING Survey
February 2017

HOUSEHOLD PARTY

Base: Total sample

	PARTY/GENDER							PARTY/AGE						VOTE PROPENSITY									
	TOTAL	GOP MEN	GOP WOMEN	DTS MEN	DTS WOMEN	DEM MEN	DEM WOMEN	GOP 18-54	GOP 55+	DTS 18-54	DTS 55+	DEM 18-54	DEM 55+	5/5	4/5	3/5	2/5	1/5	100% NOT HAD THE CHANCE	NEW REG			
Total	300 100.0	27 100.0	29 100.0	20 100.0	26 100.0	89 100.0	100 100.0	20 100.0	36 100.0	24 100.0	22 100.0	59 100.0	130 100.0	25 100.0	84 100.0	121 100.0	48 100.0	20 100.0	2 100.0	0			
PURE REP HOUSEHOLD	42 14.0	18 66.7	24 82.8	0	0	0	0	13 65.0	29 80.6	0	0	0	0	4 16.0	11 13.1	16 13.2	7 14.6	4 20.0	0	0			
PURE DEM HOUSEHOLD	168 56.0	0	0	0	0	76 85.4	92 92.0	0	0	0	0	52 88.1	116 89.2	13 52.0	53 63.1	70 57.9	25 52.1	6 30.0	1 50.0	0			
MIXED PARTY HOUSEHOLD	90 30.0	9 33.3	5 17.2	20 100.0	26 100.0	13 14.6	8 8.0	7 35.0	7 19.4	24 100.0	22 100.0	7 11.9	14 10.8	8 32.0	20 23.8	35 28.9	16 33.3	10 50.0	1 50.0	0			



Probolsky Research
3990 Westerly Place Suite 185
Newport Beach CA 92660

Newport Beach (949) 855-6400
San Francisco (415) 870-8150
Washington DC (202) 559-0270

City of Los Angeles Likely Voter TRACKING Survey
February 2017

HOUSEHOLD PARTY

Base: Total sample

	TYPE OF VOTER				REGISTRATION DATE					LANGUAGE		PHONE TYPE		ETHNICITY					
	TOTAL	PERM	PREV	ELECT	<1 YR	UP TO 5 YRS	UP TO 10 YRS	UP TO 20 YRS	>20 YRS	ENG- LISH	SPA- NISH	CELL	LAND LINE	LATINO	WHITE	BLACK	ASIAN	OTHER	REFUSE
Total	300 100.0	144 100.0	37 100.0	119 100.0	56 100.0	46 100.0	56 100.0	69 100.0	73 100.0	267 100.0	33 100.0	137 100.0	163 100.0	75 100.0	135 100.0	35 100.0	26 100.0	24 100.0	5 100.0
PURE REP HOUSEHOLD	42 14.0	24 16.7	4 10.8	14 11.8	8 14.3	5 10.9	10 17.9	10 14.5	9 12.3	41 15.4	1 3.0	21 15.3	21 12.9	4 5.3	24 17.8	3 8.6	6 23.1	5 20.8	0
PURE DEM HOUSEHOLD	168 56.0	84 58.3	15 40.5	69 58.0	30 53.6	22 47.8	31 55.4	43 62.3	42 57.5	141 52.8	27 81.8	70 51.1	98 60.1	52 69.3	65 48.1	25 71.4	11 42.3	12 50.0	3 60.0
MIXED PARTY HOUSEHOLD	90 30.0	36 25.0	18 48.6	36 30.3	18 32.1	19 41.3	15 26.8	16 23.2	22 30.1	85 31.8	5 15.2	46 33.6	44 27.0	19 25.3	46 34.1	7 20.0	9 34.6	7 29.2	2 40.0



Probolsky Research
3990 Westerly Place Suite 185
Newport Beach CA 92660

Newport Beach (949) 855-6400
San Francisco (415) 870-8150
Washington DC (202) 559-0270

City of Los Angeles Likely Voter TRACKING Survey
February 2017

HOUSEHOLD PARTY

Base: Total sample

	GEOGRAPHIC															
	TOTAL	CD 1	CD 2	CD 3	CD 4	CD 5	CD 6	CD 7	CD 8	CD 9	CD 10	CD 11	CD 12	CD 13	CD 14	CD 15
Total	300 100.0	14 100.0	19 100.0	22 100.0	29 100.0	27 100.0	13 100.0	17 100.0	17 100.0	9 100.0	18 100.0	31 100.0	30 100.0	18 100.0	20 100.0	16 100.0
PURE REP HOUSEHOLD	42 14.0	1 7.1	5 26.3	2 9.1	4 13.8	2 7.4	2 15.4	1 5.9	4 23.5	0	3 16.7	7 22.6	6 20.0	2 11.1	1 5.0	2 12.5
PURE DEM HOUSEHOLD	168 56.0	9 64.3	8 42.1	15 68.2	15 51.7	18 66.7	5 38.5	6 35.3	10 58.8	8 88.9	11 61.1	15 48.4	14 46.7	13 72.2	11 55.0	10 62.5
MIXED PARTY HOUSEHOLD	90 30.0	4 28.6	6 31.6	5 22.7	10 34.5	7 25.9	6 46.2	10 58.8	3 17.6	1 11.1	4 22.2	9 29.0	10 33.3	3 16.7	8 40.0	4 25.0



Probolsky Research
3990 Westerly Place Suite 185
Newport Beach CA 92660

Newport Beach (949) 855-6400
San Francisco (415) 870-8150
Washington DC (202) 559-0270

City of Los Angeles Likely Voter TRACKING Survey
February 2017

BORN IN US

Base: Total sample

	GENDER			PARTY			HOUSEHOLD PARTY			BORN IN US			AGE GROUP				GENDER/AGE			
	TOTAL	MALE	FEMALE	REP	DEM	DTS	PURE REP HHOLD	PURE DEM HHOLD	MIXED PARTY HHOLD	US BORN	FOREIGN BORN	BPLACE UNKNOWN	18-34	35-54	55-64	65+	MEN 18-54	MEN 55+	WOMEN 18-54	WOMEN 55+
Total	300 100.0	138 100.0	162 100.0	56 100.0	189 100.0	46 100.0	42 100.0	168 100.0	90 100.0	192 100.0	90 100.0	18 100.0	28 100.0	81 100.0	67 100.0	124 100.0	55 100.0	83 100.0	54 100.0	108 100.0
US BORN	192 64.0	90 65.2	102 63.0	43 76.8	118 62.4	25 54.3	33 78.6	106 63.1	53 58.9	192 100.0	0	0	21 75.0	50 61.7	37 55.2	84 67.7	38 69.1	52 62.7	33 61.1	69 63.9
FOREIGN BORN	90 30.0	41 29.7	49 30.2	11 19.6	60 31.7	17 37.0	7 16.7	53 31.5	30 33.3	0	90 100.0	0	4 14.3	27 33.3	24 35.8	35 28.2	14 25.5	27 32.5	17 31.5	32 29.6
BIRTHPLACE UNKNOWN	18 6.0	7 5.1	11 6.8	2 3.6	11 5.8	4 8.7	2 4.8	9 5.4	7 7.8	0	0	18 100.0	3 10.7	4 4.9	6 9.0	5 4.0	3 5.5	4 4.8	4 7.4	7 6.5



Probolsky Research
3990 Westerly Place Suite 185
Newport Beach CA 92660

Newport Beach (949) 855-6400
San Francisco (415) 870-8150
Washington DC (202) 559-0270

City of Los Angeles Likely Voter TRACKING Survey
February 2017

BORN IN US

Base: Total sample

	PARTY/GENDER								PARTY/AGE				VOTE PROPENSITY									
	TOTAL	GOP MEN	GOP WOMEN	DTS MEN	DTS WOMEN	DEM MEN	DEM WOMEN	GOP 18-54	GOP 55+	DTS 18-54	DTS 55+	DEM 18-54	DEM 55+	5/5	4/5	3/5	2/5	1/5	100% NOT HAD THE CHANCE	NEW REG		
Total	300 100.0	27 100.0	29 100.0	20 100.0	26 100.0	89 100.0	100 100.0	20 100.0	36 100.0	24 100.0	22 100.0	59 100.0	130 100.0	25 100.0	84 100.0	121 100.0	48 100.0	20 100.0	2 100.0	0		
US BORN	192 64.0	19 70.4	24 82.8	10 50.0	15 57.7	61 68.5	57 57.0	15 75.0	28 77.8	13 54.2	12 54.5	39 66.1	79 60.8	21 84.0	57 67.9	79 65.3	24 50.0	11 55.0	0	0		
FOREIGN BORN	90 30.0	6 22.2	5 17.2	10 50.0	7 26.9	24 27.0	36 36.0	5 25.0	6 16.7	8 33.3	9 40.9	17 28.8	43 33.1	4 16.0	22 26.2	37 30.6	20 41.7	6 30.0	1 50.0	0		
BIRTHPLACE UNKNOWN	18 6.0	2 7.4	0	0	4 15.4	4 4.5	7 7.0	0	2 5.6	3 12.5	1 4.5	3 5.1	8 6.2	0	5 6.0	5 4.1	4 8.3	3 15.0	1 50.0	0		



Probolsky Research
3990 Westerly Place Suite 185
Newport Beach CA 92660

Newport Beach (949) 855-6400
San Francisco (415) 870-8150
Washington DC (202) 559-0270

City of Los Angeles Likely Voter TRACKING Survey
February 2017

BORN IN US

Base: Total sample

	TYPE OF VOTER				REGISTRATION DATE					LANGUAGE		PHONE TYPE		ETHNICITY					
	TOTAL	PERM	PREV	ELECT	<1 YR	UP TO 5 YRS	UP TO 10 YRS	UP TO 20 YRS	>20 YRS	ENG- LISH	SPA- NISH	CELL	LAND LINE	LATINO	WHITE	BLACK	ASIAN	OTHER	REFUSE
Total	300 100.0	144 100.0	37 100.0	119 100.0	56 100.0	46 100.0	56 100.0	69 100.0	73 100.0	267 100.0	33 100.0	137 100.0	163 100.0	75 100.0	135 100.0	35 100.0	26 100.0	24 100.0	5 100.0
US BORN	192 64.0	96 66.7	28 75.7	68 57.1	35 62.5	28 60.9	32 57.1	39 56.5	58 79.5	192 71.9	0	86 62.8	106 65.0	17 22.7	110 81.5	33 94.3	11 42.3	17 70.8	4 80.0
FOREIGN BORN	90 30.0	39 27.1	6 16.2	45 37.8	13 23.2	16 34.8	22 39.3	28 40.6	11 15.1	59 22.1	31 93.9	44 32.1	46 28.2	53 70.7	16 11.9	1 2.9	13 50.0	6 25.0	1 20.0
BIRTHPLACE UNKNOWN	18 6.0	9 6.3	3 8.1	6 5.0	8 14.3	2 4.3	2 3.6	2 2.9	4 5.5	16 6.0	2 6.1	7 5.1	11 6.7	5 6.7	9 6.7	1 2.9	2 7.7	1 4.2	0



Probolsky Research
3990 Westerly Place Suite 185
Newport Beach CA 92660

Newport Beach (949) 855-6400
San Francisco (415) 870-8150
Washington DC (202) 559-0270

City of Los Angeles Likely Voter TRACKING Survey
February 2017

BORN IN US

Base: Total sample

		GEOGRAPHIC														
		TOTAL	CD 1	CD 2	CD 3	CD 4	CD 5	CD 6	CD 7	CD 8	CD 9	CD 10	CD 11	CD 12	CD 13	CD 14
Total	300 100.0	14 100.0	19 100.0	22 100.0	29 100.0	27 100.0	13 100.0	17 100.0	17 100.0	9 100.0	18 100.0	31 100.0	30 100.0	18 100.0	20 100.0	16 100.0
US BORN	192 64.0	6 42.9	14 73.7	15 68.2	17 58.6	19 70.4	4 30.8	9 52.9	13 76.5	4 44.4	16 88.9	25 80.6	21 70.0	13 72.2	7 35.0	9 56.3
FOREIGN BORN	90 30.0	7 50.0	4 21.1	7 31.8	11 37.9	5 18.5	9 69.2	7 41.2	2 11.8	5 55.6	2 11.1	4 12.9	8 26.7	3 16.7	10 50.0	6 37.5
BIRTHPLACE UNKNOWN	18 6.0	1 7.1	1 5.3	0	1 3.4	3 11.1	0	1 5.9	2 11.8	0	0	2 6.5	1 3.3	2 11.1	3 15.0	1 6.3



Probolsky Research
3990 Westerly Place Suite 185
Newport Beach CA 92660

Newport Beach (949) 855-6400
San Francisco (415) 870-8150
Washington DC (202) 559-0270

City of Los Angeles Likely Voter TRACKING Survey
February 2017

AGE GROUP

Base: Total sample

	GENDER			PARTY			HOUSEHOLD PARTY			BORN IN US			AGE GROUP				GENDER/AGE			
	TOTAL	MALE	FEMALE	REP	DEM	DTS	PURE REP HHOLD	PURE DEM HHOLD	MIXED PARTY HHOLD	US BORN	FOREIGN BORN	BPLACE UNKNOWN	18-34	35-54	55-64	65+	MEN 18-54	MEN 55+	WOMEN 18-54	WOMEN 55+
Total	300 100.0	138 100.0	162 100.0	56 100.0	189 100.0	46 100.0	42 100.0	168 100.0	90 100.0	192 100.0	90 100.0	18 100.0	28 100.0	81 100.0	67 100.0	124 100.0	55 100.0	83 100.0	54 100.0	108 100.0
18-34	28 9.3	13 9.4	15 9.3	1 1.8	20 10.6	7 15.2	1 2.4	15 8.9	12 13.3	21 10.9	4 4.4	3 16.7	28 100.0	0	0	0	13 23.6	0	15 27.8	0
35-54	81 27.0	42 30.4	39 24.1	19 33.9	39 20.6	17 37.0	12 28.6	37 22.0	32 35.6	50 26.0	27 30.0	4 22.2	0	81 100.0	0	0	42 76.4	0	39 72.2	0
55-64	67 22.3	27 19.6	40 24.7	14 25.0	41 21.7	10 21.7	12 28.6	36 21.4	19 21.1	37 19.3	24 26.7	6 33.3	0	0	67 100.0	0	0	27 32.5	0	40 37.0
65 AND OLDER	124 41.3	56 40.6	68 42.0	22 39.3	89 47.1	12 26.1	17 40.5	80 47.6	27 30.0	84 43.8	35 38.9	5 27.8	0	0	0	124 100.0	0	56 67.5	0	68 63.0



Probolsky Research
3990 Westerly Place Suite 185
Newport Beach CA 92660

Newport Beach (949) 855-6400
San Francisco (415) 870-8150
Washington DC (202) 559-0270

City of Los Angeles Likely Voter TRACKING Survey
February 2017

AGE GROUP

Base: Total sample

	PARTY/GENDER								PARTY/AGE					VOTE PROPENSITY									
	TOTAL	GOP MEN	GOP WOMEN	DTS MEN	DTS WOMEN	DEM MEN	DEM WOMEN	GOP 18-54	GOP 55+	DTS 18-54	DTS 55+	DEM 18-54	DEM 55+	5/5	4/5	3/5	2/5	1/5	100% NOT HAD THE CHANCE	NEW REG			
Total	300 100.0	27 100.0	29 100.0	20 100.0	26 100.0	89 100.0	100 100.0	20 100.0	36 100.0	24 100.0	22 100.0	59 100.0	130 100.0	25 100.0	84 100.0	121 100.0	48 100.0	20 100.0	2 100.0	0			
18-34	28 9.3	1 3.7	0	3 15.0	4 15.4	9 10.1	11 11.0	1 5.0	0	7 29.2	0	20 33.9	0	1 4.0	4 4.8	16 13.2	2 4.2	3 15.0	2 100.0	0			
35-54	81 27.0	11 40.7	8 27.6	7 35.0	10 38.5	23 25.8	16 16.0	19 95.0	0	17 70.8	0	39 66.1	0	6 24.0	20 23.8	31 25.6	19 39.6	5 25.0	0	0			
55-64	67 22.3	7 25.9	7 24.1	6 30.0	4 15.4	13 14.6	28 28.0	0	14 38.9	0	10 45.5	0	41 31.5	2 8.0	14 16.7	31 25.6	13 27.1	7 35.0	0	0			
65 AND OLDER	124 41.3	8 29.6	14 48.3	4 20.0	8 30.8	44 49.4	45 45.0	0	22 61.1	0	12 54.5	0	89 68.5	16 64.0	46 54.8	43 35.5	14 29.2	5 25.0	0	0			



Probolsky Research
3990 Westerly Place Suite 185
Newport Beach CA 92660

Newport Beach (949) 855-6400
San Francisco (415) 870-8150
Washington DC (202) 559-0270

City of Los Angeles Likely Voter TRACKING Survey
February 2017

AGE GROUP

Base: Total sample

	BASE: TOTAL SAMPLE																		
	TYPE OF VOTER				REGISTRATION DATE					LANGUAGE		PHONE TYPE		ETHNICITY					
	TOTAL	PERM	PREV	ELECT	<1 YR	UP TO 5 YRS	UP TO 10 YRS	UP TO 20 YRS	>20 YRS	ENG- LISH	SPA- NISH	CELL	LAND LINE	LATINO	WHITE	BLACK	ASIAN	OTHER	REFUSE
Total	300 100.0	144 100.0	37 100.0	119 100.0	56 100.0	46 100.0	56 100.0	69 100.0	73 100.0	267 100.0	33 100.0	137 100.0	163 100.0	75 100.0	135 100.0	35 100.0	26 100.0	24 100.0	5 100.0
18-34	28 9.3	18 12.5	4 10.8	6 5.0	12 21.4	10 21.7	4 7.1	2 2.9	0	28 10.5	0	22 16.1	6 3.7	9 12.0	8 5.9	4 11.4	5 19.2	1 4.2	1 20.0
35-54	81 27.0	32 22.2	7 18.9	42 35.3	19 33.9	18 39.1	20 35.7	19 27.5	5 6.8	73 27.3	8 24.2	52 38.0	29 17.8	20 26.7	38 28.1	9 25.7	7 26.9	7 29.2	0
55-64	67 22.3	34 23.6	12 32.4	21 17.6	13 23.2	10 21.7	13 23.2	14 20.3	17 23.3	62 23.2	5 15.2	31 22.6	36 22.1	18 24.0	28 20.7	6 17.1	7 26.9	7 29.2	1 20.0
65 AND OLDER	124 41.3	60 41.7	14 37.8	50 42.0	12 21.4	8 17.4	19 33.9	34 49.3	51 69.9	104 39.0	20 60.6	32 23.4	92 56.4	28 37.3	61 45.2	16 45.7	7 26.9	9 37.5	3 60.0



Probolsky Research
3990 Westerly Place Suite 185
Newport Beach CA 92660

Newport Beach (949) 855-6400
San Francisco (415) 870-8150
Washington DC (202) 559-0270

City of Los Angeles Likely Voter TRACKING Survey
February 2017

AGE GROUP

Base: Total sample

	GEOGRAPHIC															
	TOTAL	CD 1	CD 2	CD 3	CD 4	CD 5	CD 6	CD 7	CD 8	CD 9	CD 10	CD 11	CD 12	CD 13	CD 14	CD 15
Total	300 100.0	14 100.0	19 100.0	22 100.0	29 100.0	27 100.0	13 100.0	17 100.0	17 100.0	9 100.0	18 100.0	31 100.0	30 100.0	18 100.0	20 100.0	16 100.0
18-34	28 9.3	0	1 5.3	1 4.5	6 20.7	1 3.7	1 7.7	1 5.9	1 5.9	1 11.1	3 16.7	3 9.7	1 3.3	5 27.8	1 5.0	2 12.5
35-54	81 27.0	3 21.4	6 31.6	7 31.8	11 37.9	7 25.9	3 23.1	2 11.8	4 23.5	2 22.2	4 22.2	6 19.4	6 20.0	5 27.8	11 55.0	4 25.0
55-64	67 22.3	3 21.4	4 21.1	8 36.4	4 13.8	9 33.3	4 30.8	4 23.5	4 23.5	1 11.1	3 16.7	10 32.3	4 13.3	1 5.6	3 15.0	5 31.3
65 AND OLDER	124 41.3	8 57.1	8 42.1	6 27.3	8 27.6	10 37.0	5 38.5	10 58.8	8 47.1	5 55.6	8 44.4	12 38.7	19 63.3	7 38.9	5 25.0	5 31.3



Probolsky Research
3990 Westerly Place Suite 185
Newport Beach CA 92660

Newport Beach (949) 855-6400
San Francisco (415) 870-8150
Washington DC (202) 559-0270

City of Los Angeles Likely Voter TRACKING Survey
February 2017

GENDER/AGE

Base: Total sample

	GENDER			PARTY			HOUSEHOLD PARTY			BORN IN US			AGE GROUP				GENDER/AGE			
	TOTAL	MALE	FEMALE	REP	DEM	DTS	PURE REP HHOLD	PURE DEM HHOLD	MIXED PARTY HHOLD	US BORN	FOREIGN BORN	BPLACE UNKNOWN	18-34	35-54	55-64	65+	MEN 18-54	MEN 55+	WOMEN 18-54	WOMEN 55+
Total	300 100.0	138 100.0	162 100.0	56 100.0	189 100.0	46 100.0	42 100.0	168 100.0	90 100.0	192 100.0	90 100.0	18 100.0	28 100.0	81 100.0	67 100.0	124 100.0	55 100.0	83 100.0	54 100.0	108 100.0
MEN 18-54	55 18.3	55 39.9	0	12 21.4	32 16.9	10 21.7	8 19.0	27 16.1	20 22.2	38 19.8	14 15.6	3 16.7	13 46.4	42 51.9	0	0	55 100.0	0	0	0
MEN 55+	83 27.7	83 60.1	0	15 26.8	57 30.2	10 21.7	10 23.8	49 29.2	24 26.7	52 27.1	27 30.0	4 22.2	0	0	27 40.3	56 45.2	0 100.0	83 100.0	0	0
WOMEN 18-54	54 18.0	0	54 33.3	8 14.3	27 14.3	14 30.4	5 11.9	25 14.9	24 26.7	33 17.2	17 18.9	4 22.2	15 53.6	39 48.1	0	0	0	0	54 100.0	0
WOMEN 55+	108 36.0	0	108 66.7	21 37.5	73 38.6	12 26.1	19 45.2	67 39.9	22 24.4	69 35.9	32 35.6	7 38.9	0	0	40 59.7	68 54.8	0	0	0	108 100.0



Probolsky Research
3990 Westerly Place Suite 185
Newport Beach CA 92660

Newport Beach (949) 855-6400
San Francisco (415) 870-8150
Washington DC (202) 559-0270

City of Los Angeles Likely Voter TRACKING Survey
February 2017

GENDER/AGE

Base: Total sample

	PARTY / GENDER							PARTY / AGE						VOTE PROPENSITY									
	TOTAL	GOP MEN	GOP WOMEN	DTS MEN	DTS WOMEN	DEM MEN	DEM WOMEN	GOP 18-54	GOP 55+	DTS 18-54	DTS 55+	DEM 18-54	DEM 55+	5/5	4/5	3/5	2/5	1/5	100% NOT HAD THE CHANCE	NEW REG			
Total	300 100.0	27 100.0	29 100.0	20 100.0	26 100.0	89 100.0	100 100.0	20 100.0	36 100.0	24 100.0	22 100.0	59 100.0	130 100.0	25 100.0	84 100.0	121 100.0	48 100.0	20 100.0	2 100.0	0			
MEN 18-54	55 18.3	12 44.4	0	10 50.0	0	32 36.0	0	12 60.0	0	10 41.7	0	32 54.2	0	4 16.0	14 16.7	21 17.4	12 25.0	3 15.0	1 50.0	0			
MEN 55+	83 27.7	15 55.6	0	10 50.0	0	57 64.0	0	0	15 41.7	0	10 45.5	0	57 43.8	9 36.0	27 32.1	32 26.4	12 25.0	3 15.0	0	0			
WOMEN 18-54	54 18.0	0	8 27.6	0	14 53.8	0	27 27.0	8 40.0	0	14 58.3	0	27 45.8	0	3 12.0	10 11.9	26 21.5	9 18.8	5 25.0	1 50.0	0			
WOMEN 55+	108 36.0	0	21 72.4	0	12 46.2	0	73 73.0	0	21 58.3	0	12 54.5	0	73 56.2	9 36.0	33 39.3	42 34.7	15 31.3	9 45.0	0	0			



Probolsky Research
3990 Westerly Place Suite 185
Newport Beach CA 92660

Newport Beach (949) 855-6400
San Francisco (415) 870-8150
Washington DC (202) 559-0270

City of Los Angeles Likely Voter TRACKING Survey
February 2017

GENDER/AGE

Base: Total sample

	TYPE OF VOTER				REGISTRATION DATE					LANGUAGE		PHONE TYPE		ETHNICITY					
	TOTAL	PERM	PREV	ELECT	<1 YR	UP TO 5 YRS	UP TO 10 YRS	UP TO 20 YRS	>20 YRS	ENG- LISH	SPA- NISH	CELL	LAND LINE	LATINO	WHITE	BLACK	ASIAN	OTHER	REFUSE
Total	300 100.0	144 100.0	37 100.0	119 100.0	56 100.0	46 100.0	56 100.0	69 100.0	73 100.0	267 100.0	33 100.0	137 100.0	163 100.0	75 100.0	135 100.0	35 100.0	26 100.0	24 100.0	5 100.0
MEN 18-54	55 18.3	23 16.0	7 18.9	25 21.0	12 21.4	11 23.9	15 26.8	13 18.8	4 5.5	51 19.1	4 12.1	36 26.3	19 11.7	16 21.3	26 19.3	3 8.6	6 23.1	4 16.7	0
MEN 55+	83 27.7	39 27.1	16 43.2	28 23.5	10 17.9	12 26.1	15 26.8	15 21.7	31 42.5	74 27.7	9 27.3	35 25.5	48 29.4	18 24.0	35 25.9	13 37.1	7 26.9	8 33.3	2 40.0
WOMEN 18-54	54 18.0	27 18.8	4 10.8	23 19.3	19 33.9	17 37.0	9 16.1	8 11.6	1 1.4	50 18.7	4 12.1	38 27.7	16 9.8	13 17.3	20 14.8	10 28.6	6 23.1	4 16.7	1 20.0
WOMEN 55+	108 36.0	55 38.2	10 27.0	43 36.1	15 26.8	6 13.0	17 30.4	33 47.8	37 50.7	92 34.5	16 48.5	28 20.4	80 49.1	28 37.3	54 40.0	9 25.7	7 26.9	8 33.3	2 40.0



Probolsky Research
3990 Westerly Place Suite 185
Newport Beach CA 92660

Newport Beach (949) 855-6400
San Francisco (415) 870-8150
Washington DC (202) 559-0270

City of Los Angeles Likely Voter TRACKING Survey
February 2017

GENDER/AGE

Base: Total sample

	GEOGRAPHIC															
	TOTAL	CD 1	CD 2	CD 3	CD 4	CD 5	CD 6	CD 7	CD 8	CD 9	CD 10	CD 11	CD 12	CD 13	CD 14	CD 15
Total	300 100.0	14 100.0	19 100.0	22 100.0	29 100.0	27 100.0	13 100.0	17 100.0	17 100.0	9 100.0	18 100.0	31 100.0	30 100.0	18 100.0	20 100.0	16 100.0
MEN 18-54	55 18.3	2 14.3	4 21.1	2 9.1	8 27.6	5 18.5	1 7.7	2 11.8	1 5.9	3 33.3	3 16.7	6 19.4	2 6.7	7 38.9	7 35.0	2 12.5
MEN 55+	83 27.7	5 35.7	3 15.8	5 22.7	8 27.6	5 18.5	5 38.5	8 47.1	7 41.2	4 44.4	2 11.1	10 32.3	10 33.3	5 27.8	3 15.0	3 18.8
WOMEN 18-54	54 18.0	1 7.1	3 15.8	6 27.3	9 31.0	3 11.1	3 23.1	1 5.9	4 23.5	0	4 22.2	3 9.7	5 16.7	3 16.7	5 25.0	4 25.0
WOMEN 55+	108 36.0	6 42.9	9 47.4	9 40.9	4 13.8	14 51.9	4 30.8	6 35.3	5 29.4	2 22.2	9 50.0	12 38.7	13 43.3	3 16.7	5 25.0	7 43.8



Probolsky Research
3990 Westerly Place Suite 185
Newport Beach CA 92660

Newport Beach (949) 855-6400
San Francisco (415) 870-8150
Washington DC (202) 559-0270

City of Los Angeles Likely Voter TRACKING Survey
February 2017

PARTY/GENDER

Base: Total sample

	GENDER			PARTY			HOUSEHOLD PARTY			BORN IN US			AGE GROUP				GENDER/AGE			
	TOTAL	MALE	FEMALE	REP	DEM	DTS	PURE REP HHOLD	PURE DEM HHOLD	MIXED PARTY HHOLD	US BORN	FOREIGN BORN	BPLACE UNKNOWN	18-34	35-54	55-64	65+	MEN 18-54	MEN 55+	WOMEN 18-54	WOMEN 55+
Total	300 100.0	138 100.0	162 100.0	56 100.0	189 100.0	46 100.0	42 100.0	168 100.0	90 100.0	192 100.0	90 100.0	18 100.0	28 100.0	81 100.0	67 100.0	124 100.0	55 100.0	83 100.0	54 100.0	108 100.0
GOP MEN	27 9.0	27 19.6	0	27 48.2	0	0	18 42.9	0	9 10.0	19 9.9	6 6.7	2 11.1	1 3.6	11 13.6	7 10.4	8 6.5	12 21.8	15 18.1	0	0
GOP WOMEN	29 9.7	0	29 17.9	29 51.8	0	0	24 57.1	0	5 5.6	24 12.5	5 5.6	0	0	8 9.9	7 10.4	14 11.3	0	0	8 14.8	21 19.4
DTS MEN	20 6.7	20 14.5	0	0	0	20 43.5	0	0	20 22.2	10 5.2	10 11.1	0	3 10.7	7 8.6	6 9.0	4 3.2	10 18.2	10 12.0	0	0
DTS WOMEN	26 8.7	0	26 16.0	0	0	26 56.5	0	0	26 28.9	15 7.8	7 7.8	4 22.2	4 14.3	10 12.3	4 6.0	8 6.5	0	0	14 25.9	12 11.1
DEM MEN	89 29.7	89 64.5	0	0	89 47.1	0	0	76 45.2	13 14.4	61 31.8	24 26.7	4 22.2	9 32.1	23 28.4	13 19.4	44 35.5	32 58.2	57 68.7	0	0
DEM WOMEN	100 33.3	0	100 61.7	0	100 52.9	0	0	92 54.8	8 8.9	57 29.7	36 40.0	7 38.9	11 39.3	16 19.8	28 41.8	45 36.3	0	0	27 50.0	73 67.6
OTH MEN	2 0.7	2 1.4	0	0	0	0	0	0	2 2.2	0	1 1.1	1 5.6	0	1 1.2	1 1.5	0	1 1.8	1 1.2	0	0
OTH WOMEN	7 2.3	0	7 4.3	0	0	0	0	0	7 7.8	6 3.1	1 1.1	0	0	5 6.2	1 1.5	1 0.8	0	0	5 9.3	2 1.9



Probolsky Research
3990 Westerly Place Suite 185
Newport Beach CA 92660

Newport Beach (949) 855-6400
San Francisco (415) 870-8150
Washington DC (202) 559-0270

City of Los Angeles Likely Voter TRACKING Survey
February 2017

PARTY/GENDER

Base: Total sample

	PARTY/GENDER								PARTY/AGE					VOTE PROPENSITY											
																								100% NOT HAD THE CHANCE	NEW REG
	TOTAL	GOP MEN	GOP WOMEN	DTS MEN	DTS WOMEN	DEM MEN	DEM WOMEN	GOP 18-54	GOP 55+	DTS 18-54	DTS 55+	DEM 18-54	DEM 55+	5/5	4/5	3/5	2/5	1/5							
Total	300 100.0	27 100.0	29 100.0	20 100.0	26 100.0	89 100.0	100 100.0	20 100.0	36 100.0	24 100.0	22 100.0	59 100.0	130 100.0	25 100.0	84 100.0	121 100.0	48 100.0	20 100.0	2 100.0	0					
GOP MEN	27 9.0	27 100.0	0	0	0	0	0	12 60.0	15 41.7	0	0	0	0	2 8.0	4 4.8	13 10.7	5 10.4	3 15.0	0	0					
GOP WOMEN	29 9.7	0	29 100.0	0	0	0	0	8 40.0	21 58.3	0	0	0	0	3 12.0	8 9.5	9 7.4	6 12.5	3 15.0	0	0					
DTS MEN	20 6.7	0	0	20 100.0	0	0	0	0	0	10 41.7	10 45.5	0	0	3 12.0	6 7.1	6 5.0	4 8.3	1 5.0	0	0					
DTS WOMEN	26 8.7	0	0	0	26 100.0	0	0	0	0	14 58.3	12 54.5	0	0	1 4.0	5 6.0	10 8.3	5 10.4	5 25.0	0	0					
DEM MEN	89 29.7	0	0	0	0	89 100.0	0	0	0	0	0	32 54.2	57 43.8	8 32.0	31 36.9	32 26.4	15 31.3	2 10.0	1 50.0	0					
DEM WOMEN	100 33.3	0	0	0	0	0	100 100.0	0	0	0	0	27 45.8	73 56.2	8 32.0	27 32.1	46 38.0	12 25.0	6 30.0	1 50.0	0					
OTH MEN	2 0.7	0	0	0	0	0	0	0	0	0	0	0	0	0	0	2 1.7	0	0	0	0					
OTH WOMEN	7 2.3	0	0	0	0	0	0	0	0	0	0	0	0	0	3 3.6	3 2.5	1 2.1	0	0	0					



Probolsky Research
3990 Westerly Place Suite 185
Newport Beach CA 92660

Newport Beach (949) 855-6400
San Francisco (415) 870-8150
Washington DC (202) 559-0270

City of Los Angeles Likely Voter TRACKING Survey
February 2017

PARTY/GENDER

Base: Total sample

	TYPE OF VOTER				REGISTRATION DATE					LANGUAGE		PHONE TYPE		ETHNICITY					
	TOTAL	PERM	PREV	ELECT	<1 YR	UP TO 5 YRS	UP TO 10 YRS	UP TO 20 YRS	>20 YRS	ENG- LISH	SPA- NISH	CELL	LAND LINE	LATINO	WHITE	BLACK	ASIAN	OTHER	REFUSE
Total	300 100.0	144 100.0	37 100.0	119 100.0	56 100.0	46 100.0	56 100.0	69 100.0	73 100.0	267 100.0	33 100.0	137 100.0	163 100.0	75 100.0	135 100.0	35 100.0	26 100.0	24 100.0	5 100.0
GOP MEN	27 9.0	12 8.3	6 16.2	9 7.6	5 8.9	5 10.9	8 14.3	2 2.9	7 9.6	26 9.7	1 3.0	18 13.1	9 5.5	5 6.7	15 11.1	1 2.9	4 15.4	2 8.3	0
GOP WOMEN	29 9.7	15 10.4	1 2.7	13 10.9	5 8.9	3 6.5	3 5.4	9 13.0	9 12.3	28 10.5	1 3.0	8 5.8	21 12.9	1 1.3	18 13.3	3 8.6	4 15.4	3 12.5	0
DTS MEN	20 6.7	8 5.6	4 10.8	8 6.7	4 7.1	3 6.5	4 7.1	6 8.7	3 4.1	18 6.7	2 6.1	9 6.6	11 6.7	6 8.0	10 7.4	1 2.9	1 3.8	1 4.2	1 20.0
DTS WOMEN	26 8.7	12 8.3	5 13.5	9 7.6	8 14.3	6 13.0	5 8.9	3 4.3	4 5.5	25 9.4	1 3.0	17 12.4	9 5.5	4 5.3	12 8.9	4 11.4	2 7.7	3 12.5	1 20.0
DEM MEN	89 29.7	41 28.5	12 32.4	36 30.3	13 23.2	14 30.4	17 30.4	20 29.0	25 34.2	79 29.6	10 30.3	44 32.1	45 27.6	23 30.7	35 25.9	14 40.0	7 26.9	9 37.5	1 20.0
DEM WOMEN	100 33.3	52 36.1	8 21.6	40 33.6	18 32.1	13 28.3	16 28.6	28 40.6	25 34.2	82 30.7	18 54.5	36 26.3	64 39.3	36 48.0	39 28.9	11 31.4	7 26.9	5 20.8	2 40.0
OTH MEN	2 0.7	1 0.7	1 2.7	0	0	1 2.2	1 1.8	0	0	2 0.7	0	0	2 1.2	0	1 0.7	0	1 3.8	0	0
OTH WOMEN	7 2.3	3 2.1	0	4 3.4	3 5.4	1 2.2	2 3.6	1 1.4	0	7 2.6	0	5 3.6	2 1.2	0	5 3.7	1 2.9	0	1 4.2	0



Probolsky Research
3990 Westerly Place Suite 185
Newport Beach CA 92660

Newport Beach (949) 855-6400
San Francisco (415) 870-8150
Washington DC (202) 559-0270

City of Los Angeles Likely Voter TRACKING Survey
February 2017

PARTY/GENDER

Base: Total sample

	GEOGRAPHIC															
	TOTAL	CD 1	CD 2	CD 3	CD 4	CD 5	CD 6	CD 7	CD 8	CD 9	CD 10	CD 11	CD 12	CD 13	CD 14	CD 15
Total	300 100.0	14 100.0	19 100.0	22 100.0	29 100.0	27 100.0	13 100.0	17 100.0	17 100.0	9 100.0	18 100.0	31 100.0	30 100.0	18 100.0	20 100.0	16 100.0
GOP MEN	27 9.0	1 7.1	1 5.3	1 4.5	5 17.2	2 7.4	1 7.7	2 11.8	1 5.9	0	1 5.6	5 16.1	1 3.3	2 11.1	1 5.0	3 18.8
GOP WOMEN	29 9.7	0	6 31.6	3 13.6	0	0	2 15.4	0	3 17.6	0	2 11.1	5 16.1	6 20.0	0	0	2 12.5
DTS MEN	20 6.7	1 7.1	0	1 4.5	4 13.8	1 3.7	3 23.1	2 11.8	0	0	0	3 9.7	2 6.7	1 5.6	2 10.0	0
DTS WOMEN	26 8.7	1 7.1	0	1 4.5	3 10.3	3 11.1	1 7.7	3 17.6	3 17.6	0	2 11.1	2 6.5	3 10.0	0	3 15.0	1 6.3
DEM MEN	89 29.7	5 35.7	6 31.6	5 22.7	7 24.1	7 25.9	2 15.4	5 29.4	7 41.2	7 77.8	4 22.2	8 25.8	9 30.0	8 44.4	7 35.0	2 12.5
DEM WOMEN	100 33.3	5 35.7	5 26.3	11 50.0	9 31.0	13 48.1	4 30.8	3 17.6	3 17.6	2 22.2	8 44.4	8 25.8	9 30.0	6 33.3	6 30.0	8 50.0
OTH MEN	2 0.7	0	0	0	0	0	0	1 5.9	0	0	0	0	0	1 5.6	0	0
OTH WOMEN	7 2.3	1 7.1	1 5.3	0	1 3.4	1 3.7	0	1 5.9	0	0	1 5.6	0	0	0	1 5.0	0



Probolsky Research
3990 Westerly Place Suite 185
Newport Beach CA 92660

Newport Beach (949) 855-6400
San Francisco (415) 870-8150
Washington DC (202) 559-0270

City of Los Angeles Likely Voter TRACKING Survey
February 2017

PARTY/AGE

Base: Total sample

	GENDER			PARTY			HOUSEHOLD PARTY			BORN IN US			AGE GROUP				GENDER/AGE			
	TOTAL	MALE	FEMALE	REP	DEM	DTS	PURE REP HHOLD	PURE DEM HHOLD	MIXED PARTY HHOLD	US BORN	FOREIGN BORN	BPLACE UNKNOWN	18-34	35-54	55-64	65+	MEN 18-54	MEN 55+	WOMEN 18-54	WOMEN 55+
Total	300 100.0	138 100.0	162 100.0	56 100.0	189 100.0	46 100.0	42 100.0	168 100.0	90 100.0	192 100.0	90 100.0	18 100.0	28 100.0	81 100.0	67 100.0	124 100.0	55 100.0	83 100.0	54 100.0	108 100.0
GOP 18-54	20 6.7	12 8.7	8 4.9	20 35.7	0	0	13 31.0	0	7 7.8	15 7.8	5 5.6	0	1 3.6	19 23.5	0	0	12 21.8	0	8 14.8	0
GOP 55+	36 12.0	15 10.9	21 13.0	36 64.3	0	0	29 69.0	0	7 7.8	28 14.6	6 6.7	2 11.1	0	0	14 20.9	22 17.7	0	15 18.1	0	21 19.4
DTS 18-54	24 8.0	10 7.2	14 8.6	0	0	24 52.2	0	0	24 26.7	13 6.8	8 8.9	3 16.7	7 25.0	17 21.0	0	0	10 18.2	0	14 25.9	0
DTS 55+	22 7.3	10 7.2	12 7.4	0	0	22 47.8	0	0	22 24.4	12 6.3	9 10.0	1 5.6	0	0	10 14.9	12 9.7	0	10 12.0	0	12 11.1
DEM 18-54	59 19.7	32 23.2	27 16.7	0	59 31.2	0	0	52 31.0	7 7.8	39 20.3	17 18.9	3 16.7	20 71.4	39 48.1	0	0	32 58.2	0	27 50.0	0
DEM 55+	130 43.3	57 41.3	73 45.1	0	130 68.8	0	0	116 69.0	14 15.6	79 41.1	43 47.8	8 44.4	0	0	41 61.2	89 71.8	0	57 68.7	0	73 67.6
DEM 18-54	6 2.0	1 0.7	5 3.1	0	0	0	0	0	6 6.7	4 2.1	1 1.1	1 5.6	0	6 7.4	0	0	1 1.8	0	5 9.3	0
DEM 55+	3 1.0	1 0.7	2 1.2	0	0	0	0	0	3 3.3	2 1.0	1 1.1	0	0	0	2 3.0	1 0.8	0	1 1.2	0	2 1.9



Probolsky Research
3990 Westerly Place Suite 185
Newport Beach CA 92660

Newport Beach (949) 855-6400
San Francisco (415) 870-8150
Washington DC (202) 559-0270

City of Los Angeles Likely Voter TRACKING Survey
February 2017

PARTY/AGE

Base: Total sample

	PARTY/GENDER							PARTY/AGE						VOTE PROPENSITY							100% NOT HAD THE CHANCE	NEW REG
	TOTAL	GOP MEN	GOP WOMEN	DTS MEN	DTS WOMEN	DEM MEN	DEM WOMEN	GOP 18-54	GOP 55+	DTS 18-54	DTS 55+	DEM 18-54	DEM 55+	5/5	4/5	3/5	2/5	1/5				
Total	300 100.0	27 100.0	29 100.0	20 100.0	26 100.0	89 100.0	100 100.0	20 100.0	36 100.0	24 100.0	22 100.0	59 100.0	130 100.0	25 100.0	84 100.0	121 100.0	48 100.0	20 100.0	2 100.0	0		
GOP 18-54	20 6.7	12 44.4	8 27.6	0	0	0	0	20 100.0	0	0	0	0	0	0	2 2.4	9 7.4	6 12.5	3 15.0	0	0		
GOP 55+	36 12.0	15 55.6	21 72.4	0	0	0	0	0	36 100.0	0	0	0	0	5 20.0	10 11.9	13 10.7	5 10.4	3 15.0	0	0		
DTS 18-54	24 8.0	0	0	10 50.0	14 53.8	0	0	0	0	24 100.0	0	0	0	2 8.0	5 6.0	8 6.6	5 10.4	4 20.0	0	0		
DTS 55+	22 7.3	0	0	10 50.0	12 46.2	0	0	0	0	0	22 100.0	0	0	2 8.0	6 7.1	8 6.6	4 8.3	2 10.0	0	0		
DEM 18-54	59 19.7	0	0	0	0	32 36.0	27 27.0	0	0	0	0	59 100.0	0	5 20.0	15 17.9	27 22.3	9 18.8	1 5.0	2 100.0	0		
DEM 55+	130 43.3	0	0	0	0	57 64.0	73 73.0	0	0	0	0	0	130 100.0	11 44.0	43 51.2	51 42.1	18 37.5	7 35.0	0	0		
DEM 18-54	6 2.0	0	0	0	0	0	0	0	0	0	0	0	0	0	2 2.4	3 2.5	1 2.1	0	0	0		
DEM 55+	3 1.0	0	0	0	0	0	0	0	0	0	0	0	0	0	1 1.2	2 1.7	0	0	0	0		



Probolsky Research
3990 Westerly Place Suite 185
Newport Beach CA 92660

Newport Beach (949) 855-6400
San Francisco (415) 870-8150
Washington DC (202) 559-0270

City of Los Angeles Likely Voter TRACKING Survey
February 2017

PARTY/AGE

Base: Total sample

	TYPE OF VOTER				REGISTRATION DATE					LANGUAGE		PHONE TYPE		ETHNICITY					
	TOTAL	PERM	PREV	ELECT	<1 YR	UP TO 5 YRS	UP TO 10 YRS	UP TO 20 YRS	>20 YRS	ENG- LISH	SPA- NISH	CELL	LAND LINE	LATINO	WHITE	BLACK	ASIAN	OTHER	REFUSE
Total	300 100.0	144 100.0	37 100.0	119 100.0	56 100.0	46 100.0	56 100.0	69 100.0	73 100.0	267 100.0	33 100.0	137 100.0	163 100.0	75 100.0	135 100.0	35 100.0	26 100.0	24 100.0	5 100.0
GOP 18-54	20 6.7	8 5.6	2 5.4	10 8.4	5 8.9	4 8.7	6 10.7	3 4.3	2 2.7	19 7.1	1 3.0	13 9.5	7 4.3	3 4.0	11 8.1	1 2.9	2 7.7	3 12.5	0
GOP 55+	36 12.0	19 13.2	5 13.5	12 10.1	5 8.9	4 8.7	5 8.9	8 11.6	14 19.2	35 13.1	1 3.0	13 9.5	23 14.1	3 4.0	22 16.3	3 8.6	6 23.1	2 8.3	0
DTS 18-54	24 8.0	11 7.6	4 10.8	9 7.6	10 17.9	6 13.0	2 3.6	6 8.7	0	23 8.6	1 3.0	17 12.4	7 4.3	5 6.7	13 9.6	3 8.6	1 3.8	1 4.2	1 20.0
DTS 55+	22 7.3	9 6.3	5 13.5	8 6.7	2 3.6	3 6.5	7 12.5	3 4.3	7 9.6	20 7.5	2 6.1	9 6.6	13 8.0	5 6.7	9 6.7	2 5.7	2 7.7	3 12.5	1 20.0
DEM 18-54	59 19.7	30 20.8	4 10.8	25 21.0	15 26.8	17 37.0	13 23.2	11 15.9	3 4.1	53 19.9	6 18.2	40 29.2	19 11.7	21 28.0	18 13.3	8 22.9	9 34.6	3 12.5	0
DEM 55+	130 43.3	63 43.8	16 43.2	51 42.9	16 28.6	10 21.7	20 35.7	37 53.6	47 64.4	108 40.4	22 66.7	40 29.2	90 55.2	38 50.7	56 41.5	17 48.6	5 19.2	11 45.8	3 60.0
DEM 18-54	6 2.0	1 0.7	1 2.7	4 3.4	1 1.8	1 2.2	3 5.4	1 1.4	0	6 2.2	0	4 2.9	2 1.2	0	4 3.0	1 2.9	0	1 4.2	0
DEM 55+	3 1.0	3 2.1	0	0	2 3.6	1 2.2	0	0	0	3 1.1	0	1 0.7	2 1.2	0	2 1.5	0	1 3.8	0	0



Probolsky Research
3990 Westerly Place Suite 185
Newport Beach CA 92660

Newport Beach (949) 855-6400
San Francisco (415) 870-8150
Washington DC (202) 559-0270

City of Los Angeles Likely Voter TRACKING Survey
February 2017

PARTY/AGE

Base: Total sample

	GEOGRAPHIC															
	TOTAL	CD 1	CD 2	CD 3	CD 4	CD 5	CD 6	CD 7	CD 8	CD 9	CD 10	CD 11	CD 12	CD 13	CD 14	CD 15
Total	300 100.0	14 100.0	19 100.0	22 100.0	29 100.0	27 100.0	13 100.0	17 100.0	17 100.0	9 100.0	18 100.0	31 100.0	30 100.0	18 100.0	20 100.0	16 100.0
GOP 18-54	20 6.7	0	2 10.5	2 9.1	2 6.9	2 7.4	2 15.4	0	0	0	0	4 12.9	2 6.7	1 5.6	1 5.0	2 12.5
GOP 55+	36 12.0	1 7.1	5 26.3	2 9.1	3 10.3	0	1 7.7	2 11.8	4 23.5	0	3 16.7	6 19.4	5 16.7	1 5.6	0	3 18.8
DTS 18-54	24 8.0	1 7.1	0	1 4.5	4 13.8	2 7.4	1 7.7	3 17.6	2 11.8	0	1 5.6	1 3.2	4 13.3	1 5.6	2 10.0	1 6.3
DTS 55+	22 7.3	1 7.1	0	1 4.5	3 10.3	2 7.4	3 23.1	2 11.8	1 5.9	0	1 5.6	4 12.9	1 3.3	0	3 15.0	0
DEM 18-54	59 19.7	1 7.1	4 21.1	5 22.7	11 37.9	3 11.1	1 7.7	0	3 17.6	3 33.3	5 27.8	4 12.9	1 3.3	7 38.9	8 40.0	3 18.8
DEM 55+	130 43.3	9 64.3	7 36.8	11 50.0	5 17.2	17 63.0	5 38.5	8 47.1	7 41.2	6 66.7	7 38.9	12 38.7	17 56.7	7 38.9	5 25.0	7 43.8
DEM 18-54	6 2.0	1 7.1	1 5.3	0	0	1 3.7	0	0	0	0	1 5.6	0	0	1 5.6	1 5.0	0
DEM 55+	3 1.0	0	0	0	1 3.4	0	0	2 11.8	0	0	0	0	0	0	0	0



Probolsky Research
3990 Westerly Place Suite 185
Newport Beach CA 92660

Newport Beach (949) 855-6400
San Francisco (415) 870-8150
Washington DC (202) 559-0270

City of Los Angeles Likely Voter TRACKING Survey
February 2017

VOTE PROPENSITY

Base: Total sample

	GENDER			PARTY			HOUSEHOLD PARTY			BORN IN US			AGE GROUP				GENDER/AGE			
	TOTAL	MALE	FEMALE	REP	DEM	DTS	PURE REP HHOLD	PURE DEM HHOLD	MIXED PARTY HHOLD	US BORN	FOREIGN BORN	BPLACE UNKNOWN	18-34	35-54	55-64	65+	MEN 18-54	MEN 55+	WOMEN 18-54	WOMEN 55+
Total	300 100.0	138 100.0	162 100.0	56 100.0	189 100.0	46 100.0	42 100.0	168 100.0	90 100.0	192 100.0	90 100.0	18 100.0	28 100.0	81 100.0	67 100.0	124 100.0	55 100.0	83 100.0	54 100.0	108 100.0
5 Out Of 5	25 8.3	13 9.4	12 7.4	5 8.9	16 8.5	4 8.7	4 9.5	13 7.7	8 8.9	21 10.9	4 4.4	0	1 3.6	6 7.4	2 3.0	16 12.9	4 7.3	9 10.8	3 5.6	9 8.3
4 Out Of 5	84 28.0	41 29.7	43 26.5	12 21.4	58 30.7	11 23.9	11 26.2	53 31.5	20 22.2	57 29.7	22 24.4	5 27.8	4 14.3	20 24.7	14 20.9	46 37.1	14 25.5	27 32.5	10 18.5	33 30.6
3 Out Of 5	121 40.3	53 38.4	68 42.0	22 39.3	78 41.3	16 34.8	16 38.1	70 41.7	35 38.9	79 41.1	37 41.1	5 27.8	16 57.1	31 38.3	31 46.3	43 34.7	21 38.2	32 38.6	26 48.1	42 38.9
2 Out Of 5	48 16.0	24 17.4	24 14.8	11 19.6	27 14.3	9 19.6	7 16.7	25 14.9	16 17.8	24 12.5	20 22.2	4 22.2	2 7.1	19 23.5	13 19.4	14 11.3	12 21.8	12 14.5	9 16.7	15 13.9
1 Out Of 5	20 6.7	6 4.3	14 8.6	6 10.7	8 4.2	6 13.0	4 9.5	6 3.6	10 11.1	11 5.7	6 6.7	3 16.7	3 10.7	5 6.2	7 10.4	5 4.0	3 5.5	3 3.6	5 9.3	9 8.3
0 Out Of 5	0	0	0	0	0	0	0	0	0	0	0	0	0	0	0	0	0	0	0	0
100% Not had the chance	2 0.7	1 0.7	1 0.6	0	2 1.1	0	0	1 0.6	1 1.1	0	1 1.1	1 5.6	2 7.1	0	0	0	1 1.8	0	1 1.9	0
New Registrant	0	0	0	0	0	0	0	0	0	0	0	0	0	0	0	0	0	0	0	0



Probolsky Research
3990 Westerly Place Suite 185
Newport Beach CA 92660

Newport Beach (949) 855-6400
San Francisco (415) 870-8150
Washington DC (202) 559-0270

City of Los Angeles Likely Voter TRACKING Survey
February 2017

VOTE PROPENSITY

Base: Total sample

Base: Total Sample	PARTY/GENDER							PARTY/AGE						VOTE PROPENSITY									
	TOTAL	GOP MEN	GOP WOMEN	DTS MEN	DTS WOMEN	DEM MEN	DEM WOMEN	GOP 18-54	GOP 55+	DTS 18-54	DTS 55+	DEM 18-54	DEM 55+	5/5	4/5	3/5	2/5	1/5	100% NOT HAD THE CHANCE	NEW REG			
Total	300 100.0	27 100.0	29 100.0	20 100.0	26 100.0	89 100.0	100 100.0	20 100.0	36 100.0	24 100.0	22 100.0	59 100.0	130 100.0	25 100.0	84 100.0	121 100.0	48 100.0	20 100.0	2 100.0	0			
5 Out Of 5	25 8.3	2 7.4	3 10.3	3 15.0	1 3.8	8 9.0	8 8.0	0	5 13.9	2 8.3	2 9.1	5 8.5	11 8.5	25 100.0	0	0	0	0	0	0			
4 Out Of 5	84 28.0	4 14.8	8 27.6	6 30.0	5 19.2	31 34.8	27 27.0	2 10.0	10 27.8	5 20.8	6 27.3	15 25.4	43 33.1	0	84 100.0	0	0	0	0	0			
3 Out Of 5	121 40.3	13 48.1	9 31.0	6 30.0	10 38.5	32 36.0	46 46.0	9 45.0	13 36.1	8 33.3	8 36.4	27 45.8	51 39.2	0	0	121 100.0	0	0	0	0			
2 Out Of 5	48 16.0	5 18.5	6 20.7	4 20.0	5 19.2	15 16.9	12 12.0	6 30.0	5 13.9	5 20.8	4 18.2	9 15.3	18 13.8	0	0	0	48 100.0	0	0	0			
1 Out Of 5	20 6.7	3 11.1	3 10.3	1 5.0	5 19.2	2 2.2	6 6.0	3 15.0	3 8.3	4 16.7	2 9.1	1 1.7	7 5.4	0	0	0	0	20 100.0	0	0			
0 Out Of 5	0	0	0	0	0	0	0	0	0	0	0	0	0	0	0	0	0	0	0	0			
100% Not had the chance	2 0.7	0	0	0	0	1 1.1	1 1.0	0	0	0	0	2 3.4	0	0	0	0	0	0	2 100.0	0			
New Registrant	0	0	0	0	0	0	0	0	0	0	0	0	0	0	0	0	0	0	0	0			



Probolsky Research
3990 Westerly Place Suite 185
Newport Beach CA 92660

Newport Beach (949) 855-6400
San Francisco (415) 870-8150
Washington DC (202) 559-0270

City of Los Angeles Likely Voter TRACKING Survey
February 2017

VOTE PROPENSITY

Base: Total sample

	TYPE OF VOTER				REGISTRATION DATE					LANGUAGE		PHONE TYPE		ETHNICITY					
	TOTAL	PERM	PREV	ELECT	<1 YR	UP TO 5 YRS	UP TO 10 YRS	UP TO 20 YRS	>20 YRS	ENG- LISH	SPA- NISH	CELL	LAND LINE	LATINO	WHITE	BLACK	ASIAN	OTHER	REFUSE
Total	300 100.0	144 100.0	37 100.0	119 100.0	56 100.0	46 100.0	56 100.0	69 100.0	73 100.0	267 100.0	33 100.0	137 100.0	163 100.0	75 100.0	135 100.0	35 100.0	26 100.0	24 100.0	5 100.0
5 Out Of 5	25 8.3	14 9.7	4 10.8	7 5.9	2 3.6	1 2.2	4 7.1	8 11.6	10 13.7	24 9.0	1 3.0	6 4.4	19 11.7	7 9.3	16 11.9	2 5.7	0	0	0
4 Out Of 5	84 28.0	41 28.5	8 21.6	35 29.4	13 23.2	11 23.9	16 28.6	19 27.5	25 34.2	74 27.7	10 30.3	28 20.4	56 34.4	21 28.0	43 31.9	7 20.0	5 19.2	7 29.2	1 20.0
3 Out Of 5	121 40.3	59 41.0	16 43.2	46 38.7	25 44.6	25 54.3	21 37.5	22 31.9	28 38.4	110 41.2	11 33.3	65 47.4	56 34.4	28 37.3	52 38.5	15 42.9	11 42.3	13 54.2	2 40.0
2 Out Of 5	48 16.0	21 14.6	5 13.5	22 18.5	12 21.4	6 13.0	10 17.9	12 17.4	8 11.0	38 14.2	10 30.3	27 19.7	21 12.9	15 20.0	18 13.3	6 17.1	6 23.1	2 8.3	1 20.0
1 Out Of 5	20 6.7	7 4.9	4 10.8	9 7.6	4 7.1	1 2.2	5 8.9	8 11.6	2 2.7	19 7.1	1 3.0	10 7.3	10 6.1	4 5.3	6 4.4	5 14.3	2 7.7	2 8.3	1 20.0
0 Out Of 5	0	0	0	0	0	0	0	0	0	0	0	0	0	0	0	0	0	0	0
100% Not had the chance	2 0.7	2 1.4	0	0	0	2 4.3	0	0	0	2 0.7	0	1 0.7	1 0.6	0	0	0	2 7.7	0	0
New Registrant	0	0	0	0	0	0	0	0	0	0	0	0	0	0	0	0	0	0	0



Probolsky Research
3990 Westerly Place Suite 185
Newport Beach CA 92660

Newport Beach (949) 855-6400
San Francisco (415) 870-8150
Washington DC (202) 559-0270

City of Los Angeles Likely Voter TRACKING Survey
February 2017

VOTE PROPENSITY

Base: Total sample

	GEOGRAPHIC															
	TOTAL	CD 1	CD 2	CD 3	CD 4	CD 5	CD 6	CD 7	CD 8	CD 9	CD 10	CD 11	CD 12	CD 13	CD 14	CD 15
Total	300 100.0	14 100.0	19 100.0	22 100.0	29 100.0	27 100.0	13 100.0	17 100.0	17 100.0	9 100.0	18 100.0	31 100.0	30 100.0	18 100.0	20 100.0	16 100.0
5 Out Of 5	25 8.3	2 14.3	3 15.8	1 4.5	5 17.2	1 3.7	0	0	1 5.9	0	0	0	8 26.7	3 16.7	1 5.0	0
4 Out Of 5	84 28.0	5 35.7	5 26.3	7 31.8	8 27.6	7 25.9	2 15.4	7 41.2	4 23.5	1 11.1	8 44.4	7 22.6	6 20.0	2 11.1	11 55.0	4 25.0
3 Out Of 5	121 40.3	4 28.6	6 31.6	8 36.4	11 37.9	15 55.6	8 61.5	7 41.2	5 29.4	4 44.4	6 33.3	13 41.9	9 30.0	9 50.0	6 30.0	10 62.5
2 Out Of 5	48 16.0	2 14.3	4 21.1	4 18.2	3 10.3	1 3.7	3 23.1	2 11.8	4 23.5	4 44.4	2 11.1	10 32.3	3 10.0	3 16.7	1 5.0	2 12.5
1 Out Of 5	20 6.7	1 7.1	1 5.3	2 9.1	0	3 11.1	0	1 5.9	3 17.6	0	2 11.1	1 3.2	4 13.3	1 5.6	1 5.0	0
0 Out Of 5	0	0	0	0	0	0	0	0	0	0	0	0	0	0	0	0
100% Not had the chance	2 0.7	0	0	0	2 6.9	0	0	0	0	0	0	0	0	0	0	0
New Registrant	0	0	0	0	0	0	0	0	0	0	0	0	0	0	0	0



Probolsky Research
3990 Westerly Place Suite 185
Newport Beach CA 92660

Newport Beach (949) 855-6400
San Francisco (415) 870-8150
Washington DC (202) 559-0270

City of Los Angeles Likely Voter TRACKING Survey
February 2017

TYPE OF VOTER

Base: Total sample

	GENDER			PARTY			HOUSEHOLD PARTY			BORN IN US			AGE GROUP				GENDER/AGE			
	TOTAL	MALE	FEMALE	REP	DEM	DTS	PURE REP HHOLD	PURE DEM HHOLD	MIXED PARTY HHOLD	US BORN	FOREIGN BORN	BPLACE UNKNOWN	18-34	35-54	55-64	65+	MEN 18-54	MEN 55+	WOMEN 18-54	WOMEN 55+
Total	300 100.0	138 100.0	162 100.0	56 100.0	189 100.0	46 100.0	42 100.0	168 100.0	90 100.0	192 100.0	90 100.0	18 100.0	28 100.0	81 100.0	67 100.0	124 100.0	55 100.0	83 100.0	54 100.0	108 100.0
PERMANENT VOTE-BY-MAIL VOTER	144 48.0	62 44.9	82 50.6	27 48.2	93 49.2	20 43.5	24 57.1	84 50.0	36 40.0	96 50.0	39 43.3	9 50.0	18 64.3	32 39.5	34 50.7	60 48.4	23 41.8	39 47.0	27 50.0	55 50.9
PREVIOUS VOTE-BY-MAIL VOTER	37 12.3	23 16.7	14 8.6	7 12.5	20 10.6	9 19.6	4 9.5	15 8.9	18 20.0	28 14.6	6 6.7	3 16.7	4 14.3	7 8.6	12 17.9	14 11.3	7 12.7	16 19.3	4 7.4	10 9.3
ELECTION DAY VOTER	119 39.7	53 38.4	66 40.7	22 39.3	76 40.2	17 37.0	14 33.3	69 41.1	36 40.0	68 35.4	45 50.0	6 33.3	6 21.4	42 51.9	21 31.3	50 40.3	25 45.5	28 33.7	23 42.6	43 39.8



Probolsky Research
3990 Westerly Place Suite 185
Newport Beach CA 92660

Newport Beach (949) 855-6400
San Francisco (415) 870-8150
Washington DC (202) 559-0270

City of Los Angeles Likely Voter TRACKING Survey
February 2017

TYPE OF VOTER

Base: Total sample

BASE: Total Sample	PARTY/GENDER							PARTY/AGE						VOTE PROPENSITY									
	TOTAL	GOP MEN	GOP WOMEN	DTS MEN	DTS WOMEN	DEM MEN	DEM WOMEN	GOP 18-54	GOP 55+	DTS 18-54	DTS 55+	DEM 18-54	DEM 55+	5/5	4/5	3/5	2/5	1/5	100% NOT HAD THE CHANCE	NEW REG			
Total	300 100.0	27 100.0	29 100.0	20 100.0	26 100.0	89 100.0	100 100.0	20 100.0	36 100.0	24 100.0	22 100.0	59 100.0	130 100.0	25 100.0	84 100.0	121 100.0	48 100.0	20 100.0	2 100.0	0			
PERMANENT VOTE-BY-MAIL VOTER	144 48.0	12 44.4	15 51.7	8 40.0	12 46.2	41 46.1	52 52.0	8 40.0	19 52.8	11 45.8	9 40.9	30 50.8	63 48.5	14 56.0	41 48.8	59 48.8	21 43.8	7 35.0	2 100.0	0			
PREVIOUS VOTE-BY-MAIL VOTER	37 12.3	6 22.2	1 3.4	4 20.0	5 19.2	12 13.5	8 8.0	2 10.0	5 13.9	4 16.7	5 22.7	4 6.8	16 12.3	4 16.0	8 9.5	16 13.2	5 10.4	4 20.0	0	0			
ELECTION DAY VOTER	119 39.7	9 33.3	13 44.8	8 40.0	9 34.6	36 40.4	40 40.0	10 50.0	12 33.3	9 37.5	8 36.4	25 42.4	51 39.2	7 28.0	35 41.7	46 38.0	22 45.8	9 45.0	0	0			



Probolsky Research
3990 Westerly Place Suite 185
Newport Beach CA 92660

Newport Beach (949) 855-6400
San Francisco (415) 870-8150
Washington DC (202) 559-0270

City of Los Angeles Likely Voter TRACKING Survey
February 2017

TYPE OF VOTER

Base: Total sample

	TYPE OF VOTER				REGISTRATION DATE					LANGUAGE		PHONE TYPE		ETHNICITY					
	TOTAL	PERM	PREV	ELECT	<1 YR	UP TO 5 YRS	UP TO 10 YRS	UP TO 20 YRS	>20 YRS	ENG- LISH	SPA- NISH	CELL	LAND LINE	LATINO	WHITE	BLACK	ASIAN	OTHER	REFUSE
Total	300 100.0	144 100.0	37 100.0	119 100.0	56 100.0	46 100.0	56 100.0	69 100.0	73 100.0	267 100.0	33 100.0	137 100.0	163 100.0	75 100.0	135 100.0	35 100.0	26 100.0	24 100.0	5 100.0
PERMANENT VOTE-BY-MAIL VOTER	144 48.0	144 100.0	0	0	37 66.1	32 69.6	25 44.6	23 33.3	27 37.0	136 50.9	8 24.2	76 55.5	68 41.7	30 40.0	64 47.4	17 48.6	16 61.5	14 58.3	3 60.0
PREVIOUS VOTE-BY-MAIL VOTER	37 12.3	0	37 100.0	0	6 10.7	2 4.3	7 12.5	7 10.1	15 20.5	37 13.9	0	14 10.2	23 14.1	3 4.0	25 18.5	5 14.3	2 7.7	2 8.3	0
ELECTION DAY VOTER	119 39.7	0	0	119 100.0	13 23.2	12 26.1	24 42.9	39 56.5	31 42.5	94 35.2	25 75.8	47 34.3	72 44.2	42 56.0	46 34.1	13 37.1	8 30.8	8 33.3	2 40.0



Probolsky Research
3990 Westerly Place Suite 185
Newport Beach CA 92660

Newport Beach (949) 855-6400
San Francisco (415) 870-8150
Washington DC (202) 559-0270

City of Los Angeles Likely Voter TRACKING Survey
February 2017

TYPE OF VOTER

Base: Total sample

	TOTAL	GEOGRAPHIC														
		CD 1	CD 2	CD 3	CD 4	CD 5	CD 6	CD 7	CD 8	CD 9	CD 10	CD 11	CD 12	CD 13	CD 14	CD 15
Total	300 100.0	14 100.0	19 100.0	22 100.0	29 100.0	27 100.0	13 100.0	17 100.0	17 100.0	9 100.0	18 100.0	31 100.0	30 100.0	18 100.0	20 100.0	16 100.0
PERMANENT VOTE-BY-MAIL VOTER	144 48.0	4 28.6	10 52.6	14 63.6	15 51.7	17 63.0	5 38.5	11 64.7	6 35.3	4 44.4	9 50.0	11 35.5	13 43.3	13 72.2	5 25.0	7 43.8
PREVIOUS VOTE-BY-MAIL VOTER	37 12.3	1 7.1	4 21.1	0	3 10.3	4 14.8	1 7.7	3 17.6	3 17.6	1 11.1	3 16.7	5 16.1	4 13.3	3 16.7	2 10.0	0
ELECTION DAY VOTER	119 39.7	9 64.3	5 26.3	8 36.4	11 37.9	6 22.2	7 53.8	3 17.6	8 47.1	4 44.4	6 33.3	15 48.4	13 43.3	2 11.1	13 65.0	9 56.3



Probolsky Research
3990 Westerly Place Suite 185
Newport Beach CA 92660

Newport Beach (949) 855-6400
San Francisco (415) 870-8150
Washington DC (202) 559-0270

City of Los Angeles Likely Voter TRACKING Survey
February 2017

REGISTRATION DATE

Base: Total sample

	GENDER			PARTY			HOUSEHOLD PARTY			BORN IN US			AGE GROUP				GENDER/AGE			
	TOTAL	MALE	FEMALE	REP	DEM	DTS	PURE REP HHOLD	PURE DEM HHOLD	MIXED PARTY HHOLD	US BORN	FOREIGN BORN	BPLACE UNKNOWN	18-34	35-54	55-64	65+	MEN 18-54	MEN 55+	WOMEN 18-54	WOMEN 55+
Total	300 100.0	138 100.0	162 100.0	56 100.0	189 100.0	46 100.0	42 100.0	168 100.0	90 100.0	192 100.0	90 100.0	18 100.0	28 100.0	81 100.0	67 100.0	124 100.0	55 100.0	83 100.0	54 100.0	108 100.0
Less Than One Year	56 18.7	22 15.9	34 21.0	10 17.9	31 16.4	12 26.1	8 19.0	30 17.9	18 20.0	35 18.2	13 14.4	8 44.4	12 42.9	19 23.5	13 19.4	12 9.7	12 21.8	10 12.0	19 35.2	15 13.9
Up To 5 Years	46 15.3	23 16.7	23 14.2	8 14.3	27 14.3	9 19.6	5 11.9	22 13.1	19 21.1	28 14.6	16 17.8	2 11.1	10 35.7	18 22.2	10 14.9	8 6.5	11 20.0	12 14.5	17 31.5	6 5.6
Up To 10 Years	56 18.7	30 21.7	26 16.0	11 19.6	33 17.5	9 19.6	10 23.8	31 18.5	15 16.7	32 16.7	22 24.4	2 11.1	4 14.3	20 24.7	13 19.4	19 15.3	15 27.3	15 18.1	9 16.7	17 15.7
Up To 20 Years	69 23.0	28 20.3	41 25.3	11 19.6	48 25.4	9 19.6	10 23.8	43 25.6	16 17.8	39 20.3	28 31.1	2 11.1	2 7.1	19 23.5	14 20.9	34 27.4	13 23.6	15 18.1	8 14.8	33 30.6
More Than 20 Years	73 24.3	35 25.4	38 23.5	16 28.6	50 26.5	7 15.2	9 21.4	42 25.0	22 24.4	58 30.2	11 12.2	4 22.2	0	5 6.2	17 25.4	51 41.1	4 7.3	31 37.3	1 1.9	37 34.3



Probolsky Research
3990 Westerly Place Suite 185
Newport Beach CA 92660

Newport Beach (949) 855-6400
San Francisco (415) 870-8150
Washington DC (202) 559-0270

City of Los Angeles Likely Voter TRACKING Survey
February 2017

REGISTRATION DATE

Base: Total sample

	PARTY/GENDER							PARTY/AGE						VOTE PROPENSITY									
	TOTAL	GOP MEN	GOP WOMEN	DTS MEN	DTS WOMEN	DEM MEN	DEM WOMEN	GOP 18-54	GOP 55+	DTS 18-54	DTS 55+	DEM 18-54	DEM 55+	5/5	4/5	3/5	2/5	1/5	100% NOT HAD THE CHANCE	NEW REG			
Total	300 100.0	27 100.0	29 100.0	20 100.0	26 100.0	89 100.0	100 100.0	20 100.0	36 100.0	24 100.0	22 100.0	59 100.0	130 100.0	25 100.0	84 100.0	121 100.0	48 100.0	20 100.0	2 100.0	0			
Less Than One Year	56 18.7	5 18.5	5 17.2	4 20.0	8 30.8	13 14.6	18 18.0	5 25.0	5 13.9	10 41.7	2 9.1	15 25.4	16 12.3	2 8.0	13 15.5	25 20.7	12 25.0	4 20.0	0	0			
Up To 5 Years	46 15.3	5 18.5	3 10.3	3 15.0	6 23.1	14 15.7	13 13.0	4 20.0	4 11.1	6 25.0	3 13.6	17 28.8	10 7.7	1 4.0	11 13.1	25 20.7	6 12.5	1 5.0	2 100.0	0			
Up To 10 Years	56 18.7	8 29.6	3 10.3	4 20.0	5 19.2	17 19.1	16 16.0	6 30.0	5 13.9	2 8.3	7 31.8	13 22.0	20 15.4	4 16.0	16 19.0	21 17.4	10 20.8	5 25.0	0	0			
Up To 20 Years	69 23.0	2 7.4	9 31.0	6 30.0	3 11.5	20 22.5	28 28.0	3 15.0	8 22.2	6 25.0	3 13.6	11 18.6	37 28.5	8 32.0	19 22.6	22 18.2	12 25.0	8 40.0	0	0			
More Than 20 Years	73 24.3	7 25.9	9 31.0	3 15.0	4 15.4	25 28.1	25 25.0	2 10.0	14 38.9	0	7 31.8	3 5.1	47 36.2	10 40.0	25 29.8	28 23.1	8 16.7	2 10.0	0	0			



Probolsky Research
3990 Westerly Place Suite 185
Newport Beach CA 92660

Newport Beach (949) 855-6400
San Francisco (415) 870-8150
Washington DC (202) 559-0270

City of Los Angeles Likely Voter TRACKING Survey
February 2017

REGISTRATION DATE

Base: Total sample

	TYPE OF VOTER				REGISTRATION DATE					LANGUAGE		PHONE TYPE		ETHNICITY					
	TOTAL	PERM	PREV	ELECT	<1 YR	UP TO 5 YRS	UP TO 10 YRS	UP TO 20 YRS	>20 YRS	ENG- LISH	SPA- NISH	CELL	LAND LINE	LATINO	WHITE	BLACK	ASIAN	OTHER	REFUSE
Total	300 100.0	144 100.0	37 100.0	119 100.0	56 100.0	46 100.0	56 100.0	69 100.0	73 100.0	267 100.0	33 100.0	137 100.0	163 100.0	75 100.0	135 100.0	35 100.0	26 100.0	24 100.0	5 100.0
Less Than One Year	56 18.7	37 25.7	6 16.2	13 10.9	56 100.0	0	0	0	0	53 19.9	3 9.1	42 30.7	14 8.6	12 16.0	24 17.8	9 25.7	3 11.5	7 29.2	1 20.0
Up To 5 Years	46 15.3	32 22.2	2 5.4	12 10.1	0	46 100.0	0	0	0	45 16.9	1 3.0	33 24.1	13 8.0	11 14.7	14 10.4	6 17.1	12 46.2	2 8.3	1 20.0
Up To 10 Years	56 18.7	25 17.4	7 18.9	24 20.2	0	0	56 100.0	0	0	44 16.5	12 36.4	37 27.0	19 11.7	21 28.0	20 14.8	6 17.1	2 7.7	5 20.8	2 40.0
Up To 20 Years	69 23.0	23 16.0	7 18.9	39 32.8	0	0	0	69 100.0	0	55 20.6	14 42.4	14 10.2	55 33.7	23 30.7	31 23.0	6 17.1	3 11.5	5 20.8	1 20.0
More Than 20 Years	73 24.3	27 18.8	15 40.5	31 26.1	0	0	0	0	73 100.0	70 26.2	3 9.1	11 8.0	62 38.0	8 10.7	46 34.1	8 22.9	6 23.1	5 20.8	0



Probolsky Research
3990 Westerly Place Suite 185
Newport Beach CA 92660

Newport Beach (949) 855-6400
San Francisco (415) 870-8150
Washington DC (202) 559-0270

City of Los Angeles Likely Voter TRACKING Survey
February 2017

REGISTRATION DATE

Base: Total sample

	GEOGRAPHIC															
	TOTAL	CD 1	CD 2	CD 3	CD 4	CD 5	CD 6	CD 7	CD 8	CD 9	CD 10	CD 11	CD 12	CD 13	CD 14	CD 15
Total	300 100.0	14 100.0	19 100.0	22 100.0	29 100.0	27 100.0	13 100.0	17 100.0	17 100.0	9 100.0	18 100.0	31 100.0	30 100.0	18 100.0	20 100.0	16 100.0
Less Than One Year	56 18.7	2 14.3	3 15.8	2 9.1	3 10.3	7 25.9	4 30.8	4 23.5	5 29.4	1 11.1	3 16.7	6 19.4	2 6.7	4 22.2	6 30.0	4 25.0
Up To 5 Years	46 15.3	2 14.3	2 10.5	6 27.3	8 27.6	2 7.4	2 15.4	4 23.5	4 23.5	3 33.3	2 11.1	2 6.5	3 10.0	3 16.7	1 5.0	2 12.5
Up To 10 Years	56 18.7	2 14.3	4 21.1	6 27.3	9 31.0	4 14.8	3 23.1	1 5.9	2 11.8	3 33.3	4 22.2	6 19.4	2 6.7	3 16.7	5 25.0	2 12.5
Up To 20 Years	69 23.0	5 35.7	2 10.5	3 13.6	5 17.2	6 22.2	1 7.7	5 29.4	3 17.6	2 22.2	3 16.7	7 22.6	13 43.3	4 22.2	4 20.0	6 37.5
More Than 20 Years	73 24.3	3 21.4	8 42.1	5 22.7	4 13.8	8 29.6	3 23.1	3 17.6	3 17.6	0	6 33.3	10 32.3	10 33.3	4 22.2	4 20.0	2 12.5



Probolsky Research
3990 Westerly Place Suite 185
Newport Beach CA 92660

Newport Beach (949) 855-6400
San Francisco (415) 870-8150
Washington DC (202) 559-0270

City of Los Angeles Likely Voter TRACKING Survey
February 2017

GEOGRAPHIC

Base: Total sample

	GENDER			PARTY			HOUSEHOLD PARTY			BORN IN US			AGE GROUP				GENDER/AGE			
	TOTAL	MALE	FEMALE	REP	DEM	DTS	PURE REP HHOLD	PURE DEM HHOLD	MIXED PARTY HHOLD	US BORN	FOREIGN BORN	BPLACE UNKNOWN	18-34	35-54	55-64	65+	MEN 18-54	MEN 55+	WOMEN 18-54	WOMEN 55+
Total	300 100.0	138 100.0	162 100.0	56 100.0	189 100.0	46 100.0	42 100.0	168 100.0	90 100.0	192 100.0	90 100.0	18 100.0	28 100.0	81 100.0	67 100.0	124 100.0	55 100.0	83 100.0	54 100.0	108 100.0
COUNCIL DISTRICT 1	14 4.7	7 5.1	7 4.3	1 1.8	10 5.3	2 4.3	1 2.4	9 5.4	4 4.4	6 3.1	7 7.8	1 5.6	0	3 3.7	3 4.5	8 6.5	2 3.6	5 6.0	1 1.9	6 5.6
COUNCIL DISTRICT 2	19 6.3	7 5.1	12 7.4	7 12.5	11 5.8	0	5 11.9	8 4.8	6 6.7	14 7.3	4 4.4	1 5.6	1 3.6	6 7.4	4 6.0	8 6.5	4 7.3	3 3.6	3 5.6	9 8.3
COUNCIL DISTRICT 3	22 7.3	7 5.1	15 9.3	4 7.1	16 8.5	2 4.3	2 4.8	15 8.9	5 5.6	15 7.8	7 7.8	0	1 3.6	7 8.6	8 11.9	6 4.8	2 3.6	5 6.0	6 11.1	9 8.3
COUNCIL DISTRICT 4	29 9.7	16 11.6	13 8.0	5 8.9	16 8.5	7 15.2	4 9.5	15 8.9	10 11.1	17 8.9	11 12.2	1 5.6	6 21.4	11 13.6	4 6.0	8 6.5	8 14.5	8 9.6	9 16.7	4 3.7
COUNCIL DISTRICT 5	27 9.0	10 7.2	17 10.5	2 3.6	20 10.6	4 8.7	2 4.8	18 10.7	7 7.8	19 9.9	5 5.6	3 16.7	1 3.6	7 8.6	9 13.4	10 8.1	5 9.1	5 6.0	3 5.6	14 13.0
COUNCIL DISTRICT 6	13 4.3	6 4.3	7 4.3	3 5.4	6 3.2	4 8.7	2 4.8	5 3.0	6 6.7	4 2.1	9 10.0	0	1 3.6	3 3.7	4 6.0	5 4.0	1 1.8	5 6.0	3 5.6	4 3.7
COUNCIL DISTRICT 7	17 5.7	10 7.2	7 4.3	2 3.6	8 4.2	5 10.9	1 2.4	6 3.6	10 11.1	9 4.7	7 7.8	1 5.6	1 3.6	2 2.5	4 6.0	10 8.1	2 3.6	8 9.6	1 1.9	6 5.6
COUNCIL DISTRICT 8	17 5.7	8 5.8	9 5.6	4 7.1	10 5.3	3 6.5	4 9.5	10 6.0	3 3.3	13 6.8	2 2.2	2 11.1	1 3.6	4 4.9	4 6.0	8 6.5	1 1.8	7 8.4	4 7.4	5 4.6
COUNCIL DISTRICT 9	9 3.0	7 5.1	2 1.2	0	9 4.8	0	0	8 4.8	1 1.1	4 2.1	5 5.6	0	1 3.6	2 2.5	1 1.5	5 4.0	3 5.5	4 4.8	0	2 1.9
COUNCIL DISTRICT 10	18 6.0	5 3.6	13 8.0	3 5.4	12 6.3	2 4.3	3 7.1	11 6.5	4 4.4	16 8.3	2 2.2	0	3 10.7	4 4.9	3 4.5	8 6.5	3 5.5	2 2.4	4 7.4	9 8.3
COUNCIL DISTRICT 11	31 10.3	16 11.6	15 9.3	10 17.9	16 8.5	5 10.9	7 16.7	15 8.9	9 10.0	25 13.0	4 4.4	2 11.1	3 10.7	6 7.4	10 14.9	12 9.7	6 10.9	10 12.0	3 5.6	12 11.1
COUNCIL DISTRICT 12	30 10.0	12 8.7	18 11.1	7 12.5	18 9.5	5 10.9	6 14.3	14 8.3	10 11.1	21 10.9	8 8.9	1 5.6	1 3.6	6 7.4	4 6.0	19 15.3	2 3.6	10 12.0	5 9.3	13 12.0
COUNCIL DISTRICT 13	18 6.0	12 8.7	6 3.7	2 3.6	14 7.4	1 2.2	2 4.8	13 7.7	3 3.3	13 6.8	3 3.3	2 11.1	5 17.9	5 6.2	1 1.5	7 5.6	7 12.7	5 6.0	3 5.6	3 2.8
COUNCIL DISTRICT 14	20 6.7	10 7.2	10 6.2	1 1.8	13 6.9	5 10.9	1 2.4	11 6.5	8 8.9	7 3.6	10 11.1	3 16.7	1 3.6	11 13.6	3 4.5	5 4.0	7 12.7	3 3.6	5 9.3	5 4.6
COUNCIL DISTRICT 15	16 5.3	5 3.6	11 6.8	5 8.9	10 5.3	1 2.2	2 4.8	10 6.0	4 4.4	9 4.7	6 6.7	1 5.6	2 7.1	4 4.9	5 7.5	5 4.0	2 3.6	3 3.6	4 7.4	7 6.5



Probolsky Research
3990 Westerly Place Suite 185
Newport Beach CA 92660

Newport Beach (949) 855-6400
San Francisco (415) 870-8150
Washington DC (202) 559-0270

City of Los Angeles Likely Voter TRACKING Survey
February 2017

GEOGRAPHIC

Base: Total sample

	PARTY/GENDER							PARTY/AGE						VOTE PROPENSITY											
																								100% NOT HAD THE CHANCE	NEW REG
	TOTAL	GOP MEN	GOP WOMEN	DTS MEN	DTS WOMEN	DEM MEN	DEM WOMEN	GOP 18-54	GOP 55+	DTS 18-54	DTS 55+	DEM 18-54	DEM 55+	5/5	4/5	3/5	2/5	1/5							
Total	300 100.0	27 100.0	29 100.0	20 100.0	26 100.0	89 100.0	100 100.0	20 100.0	36 100.0	24 100.0	22 100.0	59 100.0	130 100.0	25 100.0	84 100.0	121 100.0	48 100.0	20 100.0	2 100.0	0					
COUNCIL DISTRICT 1	14 4.7	1 3.7	0	1 5.0	1 3.8	5 5.6	5 5.0	0	1 2.8	1 4.2	1 4.5	1 1.7	9 6.9	2 8.0	5 6.0	4 3.3	2 4.2	1 5.0	0	0					
COUNCIL DISTRICT 2	19 6.3	1 3.7	6 20.7	0	0	6 6.7	5 5.0	2 10.0	5 13.9	0	0	4 6.8	7 5.4	3 12.0	5 6.0	6 5.0	4 8.3	1 5.0	0	0					
COUNCIL DISTRICT 3	22 7.3	1 3.7	3 10.3	1 5.0	1 3.8	5 5.6	11 11.0	2 10.0	2 5.6	1 4.2	1 4.5	5 8.5	11 8.5	1 4.0	7 8.3	8 6.6	4 8.3	2 10.0	0	0					
COUNCIL DISTRICT 4	29 9.7	5 18.5	0	4 20.0	3 11.5	7 7.9	9 9.0	2 10.0	3 8.3	4 16.7	3 13.6	11 18.6	5 3.8	5 20.0	8 9.5	11 9.1	3 6.3	0	2 100.0	0					
COUNCIL DISTRICT 5	27 9.0	2 7.4	0	1 5.0	3 11.5	7 7.9	13 13.0	2 10.0	0	2 8.3	2 9.1	3 5.1	17 13.1	1 4.0	7 8.3	15 12.4	1 2.1	3 15.0	0	0					
COUNCIL DISTRICT 6	13 4.3	1 3.7	2 6.9	3 15.0	1 3.8	2 2.2	4 4.0	2 10.0	1 2.8	1 4.2	3 13.6	1 1.7	5 3.8	0	2 2.4	8 6.6	3 6.3	0	0	0					
COUNCIL DISTRICT 7	17 5.7	2 7.4	0	2 10.0	3 11.5	5 5.6	3 3.0	0	2 5.6	3 12.5	2 9.1	0	8 6.2	0	7 8.3	7 5.8	2 4.2	1 5.0	0	0					
COUNCIL DISTRICT 8	17 5.7	1 3.7	3 10.3	0	3 11.5	7 7.9	3 3.0	0	4 11.1	2 8.3	1 4.5	3 5.1	7 5.4	1 4.0	4 4.8	5 4.1	4 8.3	3 15.0	0	0					
COUNCIL DISTRICT 9	9 3.0	0	0	0	0	7 7.9	2 2.0	0	0	0	0	3 5.1	6 4.6	0	1 1.2	4 3.3	4 8.3	0	0	0					
COUNCIL DISTRICT 10	18 6.0	1 3.7	2 6.9	0	2 7.7	4 4.5	8 8.0	0	3 8.3	1 4.2	1 4.5	5 8.5	7 5.4	0	8 9.5	6 5.0	2 4.2	2 10.0	0	0					
COUNCIL DISTRICT 11	31 10.3	5 18.5	5 17.2	3 15.0	2 7.7	8 9.0	8 8.0	4 20.0	6 16.7	1 4.2	4 18.2	4 6.8	12 9.2	0	7 8.3	13 10.7	10 20.8	1 5.0	0	0					
COUNCIL DISTRICT 12	30 10.0	1 3.7	6 20.7	2 10.0	3 11.5	9 10.1	9 9.0	2 10.0	5 13.9	4 16.7	1 4.5	1 1.7	17 13.1	8 32.0	6 7.1	9 7.4	3 6.3	4 20.0	0	0					
COUNCIL DISTRICT 13	18 6.0	2 7.4	0	1 5.0	0	8 9.0	6 6.0	1 5.0	1 2.8	1 4.2	0	7 11.9	7 5.4	3 12.0	2 2.4	9 7.4	3 6.3	1 5.0	0	0					
COUNCIL DISTRICT 14	20 6.7	1 3.7	0	2 10.0	3 11.5	7 7.9	6 6.0	1 5.0	0	2 8.3	3 13.6	8 13.6	5 3.8	1 4.0	11 13.1	6 5.0	1 2.1	1 5.0	0	0					
COUNCIL DISTRICT 15	16 5.3	3 11.1	2 6.9	0	1 3.8	2 2.2	8 8.0	2 10.0	3 8.3	1 4.2	0	3 5.1	7 5.4	0	4 4.8	10 8.3	2 4.2	0	0	0					



Probolsky Research
3990 Westerly Place Suite 185
Newport Beach CA 92660

Newport Beach (949) 855-6400
San Francisco (415) 870-8150
Washington DC (202) 559-0270

City of Los Angeles Likely Voter TRACKING Survey
February 2017

GEOGRAPHIC

Base: Total sample

	TYPE OF VOTER				REGISTRATION DATE					LANGUAGE		PHONE TYPE		ETHNICITY					
	TOTAL	PERM	PREV	ELECT	<1 YR	UP TO 5 YRS	UP TO 10 YRS	UP TO 20 YRS	>20 YRS	ENG- LISH	SPA- NISH	CELL	LAND LINE	LATINO	WHITE	BLACK	ASIAN	OTHER	REFUSE
Total	300 100.0	144 100.0	37 100.0	119 100.0	56 100.0	46 100.0	56 100.0	69 100.0	73 100.0	267 100.0	33 100.0	137 100.0	163 100.0	75 100.0	135 100.0	35 100.0	26 100.0	24 100.0	5 100.0
COUNCIL DISTRICT 1	14 4.7	4 2.8	1 2.7	9 7.6	2 3.6	2 4.3	2 3.6	5 7.2	3 4.1	9 3.4	5 15.2	4 2.9	10 6.1	9 12.0	1 0.7	2 5.7	1 3.8	1 4.2	0
COUNCIL DISTRICT 2	19 6.3	10 6.9	4 10.8	5 4.2	3 5.4	2 4.3	4 7.1	2 2.9	8 11.0	18 6.7	1 3.0	11 8.0	8 4.9	2 2.7	15 11.1	0	0	2 8.3	0
COUNCIL DISTRICT 3	22 7.3	14 9.7	0	8 6.7	2 3.6	6 13.0	6 10.7	3 4.3	5 6.8	19 7.1	3 9.1	10 7.3	12 7.4	6 8.0	15 11.1	0	0	1 4.2	0
COUNCIL DISTRICT 4	29 9.7	15 10.4	3 8.1	11 9.2	3 5.4	8 17.4	9 16.1	5 7.2	4 5.5	29 10.9	0	19 13.9	10 6.1	4 5.3	16 11.9	0	4 15.4	4 16.7	1 20.0
COUNCIL DISTRICT 5	27 9.0	17 11.8	4 10.8	6 5.0	7 12.5	2 4.3	4 7.1	6 8.7	8 11.0	27 10.1	0	11 8.0	16 9.8	5 6.7	17 12.6	1 2.9	0	3 12.5	1 20.0
COUNCIL DISTRICT 6	13 4.3	5 3.5	1 2.7	7 5.9	4 7.1	2 4.3	3 5.4	1 1.4	3 4.1	9 3.4	4 12.1	8 5.8	5 3.1	9 12.0	3 2.2	1 2.9	0	0	0
COUNCIL DISTRICT 7	17 5.7	11 7.6	3 8.1	3 2.5	4 7.1	4 8.7	1 1.8	5 7.2	3 4.1	16 6.0	1 3.0	7 5.1	10 6.1	4 5.3	7 5.2	0	4 15.4	1 4.2	1 20.0
COUNCIL DISTRICT 8	17 5.7	6 4.2	3 8.1	8 6.7	5 8.9	4 8.7	2 3.6	3 4.3	3 4.1	16 6.0	1 3.0	8 5.8	9 5.5	3 4.0	1 0.7	12 34.3	1 3.8	0	0
COUNCIL DISTRICT 9	9 3.0	4 2.8	1 2.7	4 3.4	1 1.8	3 6.5	3 5.4	2 2.9	0	5 1.9	4 12.1	6 4.4	3 1.8	4 5.3	1 0.7	3 8.6	0	0	1 20.0
COUNCIL DISTRICT 10	18 6.0	9 6.3	3 8.1	6 5.0	3 5.4	2 4.3	4 7.1	3 4.3	6 8.2	17 6.4	1 3.0	8 5.8	10 6.1	2 2.7	2 1.5	10 28.6	2 7.7	2 8.3	0
COUNCIL DISTRICT 11	31 10.3	11 7.6	5 13.5	15 12.6	6 10.7	2 4.3	6 10.7	7 10.1	10 13.7	30 11.2	1 3.0	12 8.8	19 11.7	2 2.7	17 12.6	2 5.7	5 19.2	4 16.7	1 20.0
COUNCIL DISTRICT 12	30 10.0	13 9.0	4 10.8	13 10.9	2 3.6	3 6.5	2 3.6	13 18.8	10 13.7	29 10.9	1 3.0	8 5.8	22 13.5	4 5.3	21 15.6	0	2 7.7	3 12.5	0
COUNCIL DISTRICT 13	18 6.0	13 9.0	3 8.1	2 1.7	4 7.1	3 6.5	3 5.4	4 5.8	4 5.5	17 6.4	1 3.0	10 7.3	8 4.9	5 6.7	6 4.4	1 2.9	5 19.2	1 4.2	0
COUNCIL DISTRICT 14	20 6.7	5 3.5	2 5.4	13 10.9	6 10.7	1 2.2	5 8.9	4 5.8	4 5.5	13 4.9	7 21.2	10 7.3	10 6.1	11 14.7	7 5.2	0	1 3.8	1 4.2	0
COUNCIL DISTRICT 15	16 5.3	7 4.9	0	9 7.6	4 7.1	2 4.3	2 3.6	6 8.7	2 2.7	13 4.9	3 9.1	5 3.6	11 6.7	5 6.7	6 4.4	3 8.6	1 3.8	1 4.2	0



Probolsky Research
3990 Westerly Place Suite 185
Newport Beach CA 92660

Newport Beach (949) 855-6400
San Francisco (415) 870-8150
Washington DC (202) 559-0270

City of Los Angeles Likely Voter TRACKING Survey
February 2017

GEOGRAPHIC

Base: Total sample

	GEOGRAPHIC															
	TOTAL	CD 1	CD 2	CD 3	CD 4	CD 5	CD 6	CD 7	CD 8	CD 9	CD 10	CD 11	CD 12	CD 13	CD 14	CD 15
Total	300 100.0	14 100.0	19 100.0	22 100.0	29 100.0	27 100.0	13 100.0	17 100.0	17 100.0	9 100.0	18 100.0	31 100.0	30 100.0	18 100.0	20 100.0	16 100.0
COUNCIL DISTRICT 1	14 4.7	14 100.0	0	0	0	0	0	0	0	0	0	0	0	0	0	0
COUNCIL DISTRICT 2	19 6.3	0	19 100.0	0	0	0	0	0	0	0	0	0	0	0	0	0
COUNCIL DISTRICT 3	22 7.3	0	0	22 100.0	0	0	0	0	0	0	0	0	0	0	0	0
COUNCIL DISTRICT 4	29 9.7	0	0	0	29 100.0	0	0	0	0	0	0	0	0	0	0	0
COUNCIL DISTRICT 5	27 9.0	0	0	0	0	27 100.0	0	0	0	0	0	0	0	0	0	0
COUNCIL DISTRICT 6	13 4.3	0	0	0	0	0	13 100.0	0	0	0	0	0	0	0	0	0
COUNCIL DISTRICT 7	17 5.7	0	0	0	0	0	0	17 100.0	0	0	0	0	0	0	0	0
COUNCIL DISTRICT 8	17 5.7	0	0	0	0	0	0	0	17 100.0	0	0	0	0	0	0	0
COUNCIL DISTRICT 9	9 3.0	0	0	0	0	0	0	0	0	9 100.0	0	0	0	0	0	0
COUNCIL DISTRICT 10	18 6.0	0	0	0	0	0	0	0	0	0	18 100.0	0	0	0	0	0
COUNCIL DISTRICT 11	31 10.3	0	0	0	0	0	0	0	0	0	0	31 100.0	0	0	0	0
COUNCIL DISTRICT 12	30 10.0	0	0	0	0	0	0	0	0	0	0	0	30 100.0	0	0	0
COUNCIL DISTRICT 13	18 6.0	0	0	0	0	0	0	0	0	0	0	0	0	18 100.0	0	0
COUNCIL DISTRICT 14	20 6.7	0	0	0	0	0	0	0	0	0	0	0	0	0	20 100.0	0
COUNCIL DISTRICT 15	16 5.3	0	0	0	0	0	0	0	0	0	0	0	0	0	0	16 100.0



Probolsky Research
3990 Westerly Place Suite 185
Newport Beach CA 92660

Newport Beach (949) 855-6400
San Francisco (415) 870-8150
Washington DC (202) 559-0270

City of Los Angeles Likely Voter TRACKING Survey
February 2017

QLANG. Please select a language:

Base: Total sample

	GENDER			PARTY			HOUSEHOLD PARTY			BORN IN US			AGE GROUP				GENDER/AGE			
	TOTAL	MALE	FEMALE	REP	DEM	DTS	PURE REP HHOLD	PURE DEM HHOLD	MIXED PARTY HHOLD	US BORN	FOREIGN BORN	BPLACE UNKNOWN	18-34	35-54	55-64	65+	MEN 18-54	MEN 55+	WOMEN 18-54	WOMEN 55+
Total	300 100.0	138 100.0	162 100.0	56 100.0	189 100.0	46 100.0	42 100.0	168 100.0	90 100.0	192 100.0	90 100.0	18 100.0	28 100.0	81 100.0	67 100.0	124 100.0	55 100.0	83 100.0	54 100.0	108 100.0
ENGLISH	267 89.0	125 90.6	142 87.7	54 96.4	161 85.2	43 93.5	41 97.6	141 83.9	85 94.4	192 100.0	59 65.6	16 88.9	28 100.0	73 90.1	62 92.5	104 83.9	51 92.7	74 89.2	50 92.6	92 85.2
SPANISH	33 11.0	13 9.4	20 12.3	2 3.6	28 14.8	3 6.5	1 2.4	27 16.1	5 5.6	0	31 34.4	2 11.1	0	8 9.9	5 7.5	20 16.1	4 7.3	9 10.8	4 7.4	16 14.8



Probolsky Research
3990 Westerly Place Suite 185
Newport Beach CA 92660

Newport Beach (949) 855-6400
San Francisco (415) 870-8150
Washington DC (202) 559-0270

City of Los Angeles Likely Voter TRACKING Survey
February 2017

QLANG. Please select a language:

Base: Total sample

	PARTY/GENDER							PARTY/AGE						VOTE PROPENSITY							100% NOT HAD THE CHANCE	NEW REG
	TOTAL	GOP MEN	GOP WOMEN	DTS MEN	DTS WOMEN	DEM MEN	DEM WOMEN	GOP 18-54	GOP 55+	DTS 18-54	DTS 55+	DEM 18-54	DEM 55+	5/5	4/5	3/5	2/5	1/5				
Total	300 100.0	27 100.0	29 100.0	20 100.0	26 100.0	89 100.0	100 100.0	20 100.0	36 100.0	24 100.0	22 100.0	59 100.0	130 100.0	25 100.0	84 100.0	121 100.0	48 100.0	20 100.0	2 100.0	0		
ENGLISH	267 89.0	26 96.3	28 96.6	18 90.0	25 96.2	79 88.8	82 82.0	19 95.0	35 97.2	23 95.8	20 90.9	53 89.8	108 83.1	24 96.0	74 88.1	110 90.9	38 79.2	19 95.0	2 100.0	0		
SPANISH	33 11.0	1 3.7	1 3.4	2 10.0	1 3.8	10 11.2	18 18.0	1 5.0	1 2.8	1 4.2	2 9.1	6 10.2	22 16.9	1 4.0	10 11.9	11 9.1	10 20.8	1 5.0	0	0		



Probolsky Research
3990 Westerly Place Suite 185
Newport Beach CA 92660

Newport Beach (949) 855-6400
San Francisco (415) 870-8150
Washington DC (202) 559-0270

City of Los Angeles Likely Voter TRACKING Survey
February 2017

QLANG. Please select a language:

Base: Total sample

	TYPE OF VOTER				REGISTRATION DATE					LANGUAGE		PHONE TYPE		ETHNICITY					
	TOTAL	PERM	PREV	ELECT	<1 YR	UP TO 5 YRS	UP TO 10 YRS	UP TO 20 YRS	>20 YRS	ENG- LISH	SPA- NISH	CELL	LAND LINE	LATINO	WHITE	BLACK	ASIAN	OTHER	REFUSE
Total	300 100.0	144 100.0	37 100.0	119 100.0	56 100.0	46 100.0	56 100.0	69 100.0	73 100.0	267 100.0	33 100.0	137 100.0	163 100.0	75 100.0	135 100.0	35 100.0	26 100.0	24 100.0	5 100.0
ENGLISH	267 89.0	136 94.4	37 100.0	94 79.0	53 94.6	45 97.8	44 78.6	55 79.7	70 95.9	267 100.0	0	127 92.7	140 85.9	43 57.3	135 100.0	35 100.0	26 100.0	24 100.0	4 80.0
SPANISH	33 11.0	8 5.6	0	25 21.0	3 5.4	1 2.2	12 21.4	14 20.3	3 4.1	0	33 100.0	10 7.3	23 14.1	32 42.7	0	0	0	0	1 20.0



Probolsky Research
3990 Westerly Place Suite 185
Newport Beach CA 92660

Newport Beach (949) 855-6400
San Francisco (415) 870-8150
Washington DC (202) 559-0270

City of Los Angeles Likely Voter TRACKING Survey
February 2017

QLANG. Please select a language:

Base: Total sample

	GEOGRAPHIC															
	TOTAL	CD 1	CD 2	CD 3	CD 4	CD 5	CD 6	CD 7	CD 8	CD 9	CD 10	CD 11	CD 12	CD 13	CD 14	CD 15
Total	300 100.0	14 100.0	19 100.0	22 100.0	29 100.0	27 100.0	13 100.0	17 100.0	17 100.0	9 100.0	18 100.0	31 100.0	30 100.0	18 100.0	20 100.0	16 100.0
ENGLISH	267 89.0	9 64.3	18 94.7	19 86.4	29 100.0	27 100.0	9 69.2	16 94.1	16 94.1	5 55.6	17 94.4	30 96.8	29 96.7	17 94.4	13 65.0	13 81.3
SPANISH	33 11.0	5 35.7	1 5.3	3 13.6	0	0	4 30.8	1 5.9	1 5.9	4 44.4	1 5.6	1 3.2	1 3.3	1 5.6	7 35.0	3 18.8



Probolsky Research
3990 Westerly Place Suite 185
Newport Beach CA 92660

Newport Beach (949) 855-6400
San Francisco (415) 870-8150
Washington DC (202) 559-0270

City of Los Angeles Likely Voter TRACKING Survey
February 2017

PHONETYPE

Base: Total sample

	=====																			
	GENDER		PARTY			HOUSEHOLD PARTY			BORN IN US			AGE GROUP				GENDER/AGE				
	TOTAL	MALE	FEMALE	REP	DEM	DTS	PURE REP HHOLD	PURE DEM HHOLD	MIXED PARTY HHOLD	US BORN	FOREIGN BORN	BPLACE UNKNOWN	18-34	35-54	55-64	65+	MEN 18-54	MEN 55+	WOMEN 18-54	WOMEN 55+
Total	300	138	162	56	189	46	42	168	90	192	90	18	28	81	67	124	55	83	54	108
	100.0	100.0	100.0	100.0	100.0	100.0	100.0	100.0	100.0	100.0	100.0	100.0	100.0	100.0	100.0	100.0	100.0	100.0	100.0	100.0
CELL	137	71	66	26	80	26	21	70	46	86	44	7	22	52	31	32	36	35	38	28
	45.7	51.4	40.7	46.4	42.3	56.5	50.0	41.7	51.1	44.8	48.9	38.9	78.6	64.2	46.3	25.8	65.5	42.2	70.4	25.9
LAND LINE	163	67	96	30	109	20	21	98	44	106	46	11	6	29	36	92	19	48	16	80
	54.3	48.6	59.3	53.6	57.7	43.5	50.0	58.3	48.9	55.2	51.1	61.1	21.4	35.8	53.7	74.2	34.5	57.8	29.6	74.1



Probolsky Research
3990 Westerly Place Suite 185
Newport Beach CA 92660

Newport Beach (949) 855-6400
San Francisco (415) 870-8150
Washington DC (202) 559-0270

City of Los Angeles Likely Voter TRACKING Survey
February 2017

PHONETYPE

Base: Total sample

Base: Total Sample	PARTY/GENDER							PARTY/AGE						VOTE PROPENSITY									
	TOTAL	GOP MEN	GOP WOMEN	DTS MEN	DTS WOMEN	DEM MEN	DEM WOMEN	GOP 18-54	GOP 55+	DTS 18-54	DTS 55+	DEM 18-54	DEM 55+	5/5	4/5	3/5	2/5	1/5	100% NOT HAD THE CHANCE	NEW REG			
Total	300 100.0	27 100.0	29 100.0	20 100.0	26 100.0	89 100.0	100 100.0	20 100.0	36 100.0	24 100.0	22 100.0	59 100.0	130 100.0	25 100.0	84 100.0	121 100.0	48 100.0	20 100.0	2 100.0	0			
CELL	137 45.7	18 66.7	8 27.6	9 45.0	17 65.4	44 49.4	36 36.0	13 65.0	13 36.1	17 70.8	9 40.9	40 67.8	40 30.8	6 24.0	28 33.3	65 53.7	27 56.3	10 50.0	1 50.0	0			
LAND LINE	163 54.3	9 33.3	21 72.4	11 55.0	9 34.6	45 50.6	64 64.0	7 35.0	23 63.9	7 29.2	13 59.1	19 32.2	90 69.2	19 76.0	56 66.7	56 46.3	21 43.8	10 50.0	1 50.0	0			



Probolsky Research
3990 Westerly Place Suite 185
Newport Beach CA 92660

Newport Beach (949) 855-6400
San Francisco (415) 870-8150
Washington DC (202) 559-0270

City of Los Angeles Likely Voter TRACKING Survey
February 2017

PHONETYPE

Base: Total sample

	TYPE OF VOTER				REGISTRATION DATE					LANGUAGE		PHONE TYPE		ETHNICITY					
	TOTAL	PERM	PREV	ELECT	<1 YR	UP TO 5 YRS	UP TO 10 YRS	UP TO 20 YRS	>20 YRS	ENG- LISH	SPA- NISH	CELL	LAND LINE	LATINO	WHITE	BLACK	ASIAN	OTHER	REFUSE
Total	300 100.0	144 100.0	37 100.0	119 100.0	56 100.0	46 100.0	56 100.0	69 100.0	73 100.0	267 100.0	33 100.0	137 100.0	163 100.0	75 100.0	135 100.0	35 100.0	26 100.0	24 100.0	5 100.0
CELL	137 45.7	76 52.8	14 37.8	47 39.5	42 75.0	33 71.7	37 66.1	14 20.3	11 15.1	127 47.6	10 30.3	137 100.0	0	42 56.0	48 35.6	18 51.4	14 53.8	12 50.0	3 60.0
LAND LINE	163 54.3	68 47.2	23 62.2	72 60.5	14 25.0	13 28.3	19 33.9	55 79.7	62 84.9	140 52.4	23 69.7	0	163 100.0	33 44.0	87 64.4	17 48.6	12 46.2	12 50.0	2 40.0



Probolsky Research
3990 Westerly Place Suite 185
Newport Beach CA 92660

Newport Beach (949) 855-6400
San Francisco (415) 870-8150
Washington DC (202) 559-0270

City of Los Angeles Likely Voter TRACKING Survey
February 2017

PHONETYPE

Base: Total sample

	TOTAL	GEOGRAPHIC														
		CD 1	CD 2	CD 3	CD 4	CD 5	CD 6	CD 7	CD 8	CD 9	CD 10	CD 11	CD 12	CD 13	CD 14	CD 15
Total	300 100.0	14 100.0	19 100.0	22 100.0	29 100.0	27 100.0	13 100.0	17 100.0	17 100.0	9 100.0	18 100.0	31 100.0	30 100.0	18 100.0	20 100.0	16 100.0
CELL	137 45.7	4 28.6	11 57.9	10 45.5	19 65.5	11 40.7	8 61.5	7 41.2	8 47.1	6 66.7	8 44.4	12 38.7	8 26.7	10 55.6	10 50.0	5 31.3
LAND LINE	163 54.3	10 71.4	8 42.1	12 54.5	10 34.5	16 59.3	5 38.5	10 58.8	9 52.9	3 33.3	10 55.6	19 61.3	22 73.3	8 44.4	10 50.0	11 68.8



Probolsky Research
3990 Westerly Place Suite 185
Newport Beach CA 92660

Newport Beach (949) 855-6400
San Francisco (415) 870-8150
Washington DC (202) 559-0270

VERBATIM RESPONSES

QUESTION 1



Probolsky Research
3990 Westerly Place Suite 185
Newport Beach CA 92660 USA

Newport Beach (949) 855-6400
San Francisco (415) 870-8150
Washington DC (202) 559-0270

City of Los Angeles - Likely Voter TRACKING Survey

VERBATIM RESPONSES: Q1

Male, 55-64, Democratic, Foreign born, 3 out of 5, Election Day voter, Up to 20 years, Council District 06, English

Question: What is the most important issue facing your community today?

Answer: There are a lot of homeless people in my area.

Female, 65+, DTS, Foreign born, 3 out of 5, Permanent vote, More than 20 years, Council District 05, English

Question: What is the most important issue facing your community today?

Answer: There are really several issues. The immigration laws are all wrong. We are all immigrants.

Female, 18-34, Democratic, US born, 2 out of 5, Permanent vote, Less than one year, Council District 11, English

Question: What is the most important issue facing your community today?

Answer: Death is the most important issue.

Female, 55-64, Republican, US born, 4 out of 5, Election Day voter, Up to 5 years, Council District 08, English

Question: What is the most important issue facing your community today?

Answer: That would be education.

Male, 35-54, DTS, Foreign born, 4 out of 5, Election Day voter, Up to 10 years, Council District 04, English

Question: What is the most important issue facing your community today?

Answer: Traffic is the most important issue.

Male, 55-64, Republican, US born, 3 out of 5, Previous vote, More than 20 years, Council District 11, English

Question: What is the most important issue facing your community today?

Answer: That would be crime.

Female, 65+, Republican, US born, 1 out of 5, Election Day voter, Up to 20 years, Council District 12, English

Question: What is the most important issue facing your community today?

Answer: Crime is the most important issue.



Probolsky Research
3990 Westerly Place Suite 185
Newport Beach CA 92660 USA

Newport Beach (949) 855-6400
San Francisco (415) 870-8150
Washington DC (202) 559-0270

Female, 55-64, Democratic, US born, 3 out of 5, Permanent vote, Up to 20 years, Council District 05, English

Question: What is the most important issue facing your community today?

Answer: Those would be immigration and protecting the rights of the immigrants.

Male, 35-54, DTS, US born, 5 out of 5, Permanent vote, Up to 5 years, Council District 05, English

Question: What is the most important issue facing your community today?

Answer: That would be quality public education.

Male, 65+, DTS, US born, 3 out of 5, Election Day voter, More than 20 years, Council District 14, English

Question: What is the most important issue facing your community today?

Answer: I would say illegal aliens.

Male, 55-64, Democratic, Foreign born, 4 out of 5, Permanent vote, More than 20 years, Council District 04, English

Question: What is the most important issue facing your community today?

Answer: Homelessness is the most important issue.

Female, 55-64, Democratic, US born, 4 out of 5, Election Day voter, Up to 20 years, Council District 15, English

Question: What is the most important issue facing your community today?

Answer: They are probably the gangs where I live, and policemen are flying around in helicopters all the time.

Male, 55-64, DTS, US born, 3 out of 5, Election Day voter, Up to 10 years, Council District 04, English

Question: What is the most important issue facing your community today?

Answer: It is the expansion of construction that tears down existing residences in this area. It displaces people.

Female, 65+, Republican, Foreign born, 3 out of 5, Permanent vote, More than 20 years, Council District 03, English

Question: What is the most important issue facing your community today?

Answer: Immigration and the economy are the most important issues.

Female, 65+, Democratic, US born, 4 out of 5, Permanent vote, Up to 20 years, Council District 07, English

Question: What is the most important issue facing your community today?

Answer: I would say rapid transit. We are in need of rapid transit.

Female, 35-54, Democratic, Foreign born, 4 out of 5, Permanent vote, Less than one year, Council District 14, Spanish



Probolsky Research
3990 Westerly Place Suite 185
Newport Beach CA 92660 USA

Newport Beach (949) 855-6400
San Francisco (415) 870-8150
Washington DC (202) 559-0270

Question: What is the most important issue facing your community today?

Answer: The problem is that we can't afford to buy a home.

Male, 65+, Democratic, Foreign born, 3 out of 5, Election Day voter, Up to 20 years, Council District 01, Spanish

Question: What is the most important issue facing your community today?

Answer: It is the President because he keeps on making different laws, which actually don't help Hispanic people.

Male, 65+, Democratic, US born, 3 out of 5, Permanent vote, More than 20 years, Council District 12, English

Question: What is the most important issue facing your community today?

Answer: We need to get rid of Trump. He is causing more problems than he should.

Male, 35-54, Democratic, US born, 2 out of 5, Permanent vote, Up to 20 years, Council District 08, English

Question: What is the most important issue facing your community today?

Answer: The Black people are in extinction. The schools are mostly Latino when they used to be mostly Black. Latinos have most of the jobs. Where are all of the Black people?

Male, 18-34, Democratic, Foreign born, 4 out of 5, Election Day voter, Less than one year, Council District 15, English

Question: What is the most important issue facing your community today?

Answer: I would say gangs.

Female, 35-54, Democratic, Foreign born, 5 out of 5, Election Day voter, Up to 20 years, Council District 04, English

Question: What is the most important issue facing your community today?

Answer: It is the Trump administration that is involved in immigration laws and the internal corruption.

Male, 35-54, DTS, Foreign born, 3 out of 5, Election Day voter, Up to 20 years, Council District 04, English

Question: What is the most important issue facing your community today?

Answer: I would say the economy.

Female, 35-54, Republican, US born, 2 out of 5, Permanent vote, Up to 20 years, Council District 11, English

Question: What is the most important issue facing your community today?

Answer: I would say illegal immigration.

Male, 65+, Democratic, Foreign born, 5 out of 5, Election Day voter, Up to 20 years, Council District 12, Spanish

Question: What is the most important issue facing your community today?



Probolsky Research

3990 Westerly Place Suite 185

Newport Beach CA 92660 USA

Newport Beach (949) 855-6400

San Francisco (415) 870-8150

Washington DC (202) 559-0270

Answer: It is the lack of jobs. They should provide more housing.

Female, 65+, Republican, US born, 3 out of 5, Election Day voter, More than 20 years, Council District 06, English

Question: What is the most important issue facing your community today?

Answer: I would say people renting out their houses. Renters do not take care of their homes.

Male, 18-34, DTS, US born, 1 out of 5, Previous vote, Up to 20 years, Council District 12, English

Question: What is the most important issue facing your community today?

Answer: It would probably be crime. Jobs are also important.

Female, 55-64, Democratic, Foreign born, 3 out of 5, Election Day voter, Up to 20 years, Council District 15, Spanish

Question: What is the most important issue facing your community today?

Answer: There should be a lot of job opportunities.

Male, 35-54, Democratic, US born, 4 out of 5, Election Day voter, Less than one year, Council District 14, English

Question: What is the most important issue facing your community today?

Answer: My community is not all White. It is hard to make it into one single issue. It is having White supremacy in the White House.

Female, 35-54, Democratic, US born, 4 out of 5, Permanent vote, Up to 10 years, Council District 15, English

Question: What is the most important issue facing your community today?

Answer: Homelessness is the most important issue.

Female, 35-54, Democratic, US born, 5 out of 5, Permanent vote, Up to 20 years, Council District 13, English

Question: What is the most important issue facing your community today?

Answer: Where to start is the homelessness in our area. There has been a drastic increase in the last 10 years I have been here.

Male, 35-54, Democratic, US born, 2 out of 5, Permanent vote, Less than one year, Council District 10, English

Question: What is the most important issue facing your community today?

Answer: I would say climate change and environmental issues.

Female, 35-54, Democratic, Foreign born, 1 out of 5, Election Day voter, Up to 10 years, Council District 03, Spanish

Question: What is the most important issue facing your community today?

Answer: I can't think of any.



Probolsky Research
3990 Westerly Place Suite 185
Newport Beach CA 92660 USA

Newport Beach (949) 855-6400
San Francisco (415) 870-8150
Washington DC (202) 559-0270

Male, 35-54, Republican, US born, 3 out of 5, Permanent vote, Up to 10 years, Council District 13, English

Question: What is the most important issue facing your community today?

Answer: We are overrun with people who are here illegal.

Female, 35-54, Republican, Foreign born, 1 out of 5, Election Day voter, Up to 20 years, Council District 12, English

Question: What is the most important issue facing your community today?

Answer: Right now, we need more jobs in the area. I see more old people in the area who need help. We also have a lot of young people who can't get jobs.

Male, 18-34, Democratic, US born, 3 out of 5, Permanent vote, Up to 5 years, Council District 09, English

Question: What is the most important issue facing your community today?

Answer: The most important issue is public safety in the community. Feeling safer is important.

Male, 35-54, Democratic, Foreign born, 2 out of 5, Election Day voter, Up to 10 years, Council District 09, Spanish

Question: What is the most important issue facing your community today?

Answer: They are the dirty streets that have a lot of trash and homelessness.

Male, 35-54, Republican, US born, 3 out of 5, Permanent vote, Up to 5 years, Council District 15, English

Question: What is the most important issue facing your community today?

Answer: It is the local economy.

Female, 35-54, Others, US born, 4 out of 5, Election Day voter, Up to 10 years, Council District 14, English

Question: What is the most important issue facing your community today?

Answer: That would be racism.

Male, 18-34, DTS, US born, 4 out of 5, Election Day voter, Less than one year, Council District 11, English

Question: What is the most important issue facing your community today?

Answer: The most important issue is stopping Trump and the Republicans.

Female, 18-34, DTS, Birthplace unknown, 1 out of 5, Permanent vote, Less than one year, Council District 14, English

Question: What is the most important issue facing your community today?

Answer: It is the immigration issue. I would like to see the state or government giving immigrants the same right as the US citizens.

Male, 35-54, DTS, Foreign born, 2 out of 5, Election Day voter, Up to 20 years, Council District 07, Spanish



Probolsky Research
3990 Westerly Place Suite 185
Newport Beach CA 92660 USA

Newport Beach (949) 855-6400
San Francisco (415) 870-8150
Washington DC (202) 559-0270

Question: What is the most important issue facing your community today?

Answer: I would say drugs, like marijuana, because there are many youth nowadays taking marijuana without any prescriptions, which may lead in destroying their lives. Another thing is homelessness. Many people are living in the streets because they don't have their own home.

Female, 18-34, DTS, US born, 1 out of 5, Permanent vote, Up to 10 years, Council District 07, English

Question: What is the most important issue facing your community today?

Answer: I don't have any kids, but I have heard about issues in schools, like school safety and children.

Male, 35-54, Democratic, US born, 3 out of 5, Election Day voter, Up to 20 years, Council District 14, English

Question: What is the most important issue facing your community today?

Answer: Fixing the streets is the most important issue.

Male, 35-54, Democratic, US born, 3 out of 5, Previous vote, Less than one year, Council District 02, English

Question: What is the most important issue facing your community today?

Answer: They are business development and planning, which would lead to having more jobs for the local communities by bringing in more businesses.

Female, 35-54, Democratic, Foreign born, 3 out of 5, Election Day voter, Up to 5 years, Council District 02, English

Question: What is the most important issue facing your community today?

Answer: After seeing the news on TV, it would be the immigration issue that we are facing. This country belongs to everybody. This would be the main issue that concerns me.

Male, 18-34, Republican, US born, 3 out of 5, Previous vote, Up to 10 years, Council District 04, English

Question: What is the most important issue facing your community today?

Answer: It is the economy.

Female, 18-34, Democratic, US born, 3 out of 5, Election Day voter, Up to 5 years, Council District 04, English

Question: What is the most important issue facing your community today?

Answer: The economy and homelessness are the most important issues.

Male, 18-34, DTS, US born, 3 out of 5, Permanent vote, Less than one year, Council District 13, English

Question: What is the most important issue facing your community today?

Answer: It is gentrification.



Probolsky Research
3990 Westerly Place Suite 185
Newport Beach CA 92660 USA

Newport Beach (949) 855-6400
San Francisco (415) 870-8150
Washington DC (202) 559-0270

Male, 35-54, Republican, US born, 1 out of 5, Previous vote, More than 20 years, Council District 02, English

Question: What is the most important issue facing your community today?

Answer: The political situation with our local governments has a lot of turmoil.

Male, 35-54, Democratic, US born, 4 out of 5, Election Day voter, Up to 10 years, Council District 09, English

Question: What is the most important issue facing your community today?

Answer: They are education, the lack of education funding, the chaos and the lack of morality in the national immigration policies.

Male, 35-54, Democratic, US born, 3 out of 5, Election Day voter, Up to 10 years, Council District 04, English

Question: What is the most important issue facing your community today?

Answer: They are traffic and the pollution in the communities.

Male, 35-54, Republican, US born, 3 out of 5, Permanent vote, Up to 10 years, Council District 14, English

Question: What is the most important issue facing your community today?

Answer: It the lack of education or the breakdown of the nuclear family. Lack of nuclear family might be the biggest cause of problems. Without people sitting down and talking about the issues, abortions have skyrocketed. IQ has gone down. Urban crime all traces back to having no nuclear families.

Female, 65+, Democratic, US born, 3 out of 5, Permanent vote, Less than one year, Council District 11, English

Question: What is the most important issue facing your community today?

Answer: Dealing with President Trump is the most important issue.

Male, 35-54, Republican, US born, 3 out of 5, Permanent vote, Less than one year, Council District 05, English

Question: What is the most important issue facing your community today?

Answer: Hysteria is the most important issue. Everyone seems to be hysterical about politics these days. They are going crazy.

Male, 65+, Democratic, US born, 4 out of 5, Permanent vote, Up to 10 years, Council District 08, English

Question: What is the most important issue facing your community today?

Answer: They are the street gangs and the violence in the streets.

Male, 65+, DTS, US born, 4 out of 5, Election Day voter, Up to 20 years, Council District 04, English

Question: What is the most important issue facing your community today?

Answer: I tend to look at a national level. It is the decline of the middle class.



Probolsky Research
3990 Westerly Place Suite 185
Newport Beach CA 92660 USA

Newport Beach (949) 855-6400
San Francisco (415) 870-8150
Washington DC (202) 559-0270

Female, 55-64, Republican, US born, 5 out of 5, Permanent vote, More than 20 years, Council District 02, English

Question: What is the most important issue facing your community today?

Answer: There is too much taxes. The government is too big.

Female, 65+, Republican, US born, 2 out of 5, Permanent vote, Up to 20 years, Council District 02, English

Question: What is the most important issue facing your community today?

Answer: Crime is getting worse.

Male, 55-64, Democratic, US born, 3 out of 5, Previous vote, Up to 10 years, Council District 09, English

Question: What is the most important issue facing your community today?

Answer: I would say housing for the homeless.

Female, 65+, DTS, US born, 3 out of 5, Previous vote, Less than one year, Council District 08, English

Question: What is the most important issue facing your community today?

Answer: It would be the roads itself. The roads are so bad in South Central with all the potholes in addition to us having a lot of traffic congestion.

Male, 55-64, Republican, US born, 1 out of 5, Previous vote, Up to 10 years, Council District 10, English

Question: What is the most important issue facing your community today?

Answer: We don't have enough jobs.

Female, 55-64, Others, US born, 3 out of 5, Permanent vote, Less than one year, Council District 04, English

Question: What is the most important issue facing your community today?

Answer: I would say rental controls. This immediate area needs controls and oversight to make renting more affordable.

Male, 55-64, Republican, Birthplace unknown, 4 out of 5, Permanent vote, Less than one year, Council District 07, English

Question: What is the most important issue facing your community today?

Answer: The homeless people are a big problem. There are a lot of homeless.

Male, 65+, Democratic, Foreign born, 4 out of 5, Permanent vote, Less than one year, Council District 14, English

Question: What is the most important issue facing your community today?

Answer: Since I'm in LA, I would say affordable housing.



Probolsky Research
3990 Westerly Place Suite 185
Newport Beach CA 92660 USA

Newport Beach (949) 855-6400
San Francisco (415) 870-8150
Washington DC (202) 559-0270

Female, 65+, Democratic, Foreign born, 4 out of 5, Permanent vote, Up to 10 years, Council District 11, Spanish

Question: What is the most important issue facing your community today?

Answer: I would say illegal immigrants because many were being deported because of not having legal documents while living here.

Male, 55-64, DTS, Foreign born, 2 out of 5, Permanent vote, Up to 10 years, Council District 06, Spanish

Question: What is the most important issue facing your community today?

Answer: There is heavy traffic.

Male, 65+, Democratic, US born, 4 out of 5, Permanent vote, Up to 10 years, Council District 02, English

Question: What is the most important issue facing your community today?

Answer: It is the unconstitutional Republican agenda being carried out by the current federal administration.

Male, 55-64, Republican, Foreign born, 3 out of 5, Permanent vote, Up to 10 years, Council District 08, English

Question: What is the most important issue facing your community today?

Answer: The city needs to take care of our streets, the schools and the police department.

Female, 55-64, Democratic, US born, 2 out of 5, Election Day voter, Less than one year, Council District 11, English

Question: What is the most important issue facing your community today?

Answer: It is education. Public education needs to be improved.

Male, 65+, Democratic, Foreign born, 3 out of 5, Permanent vote, Up to 5 years, Council District 09, English

Question: What is the most important issue facing your community today?

Answer: I don't have any issues or initiative on any.

Female, 65+, DTS, US born, 3 out of 5, Election Day voter, More than 20 years, Council District 12, English

Question: What is the most important issue facing your community today?

Answer: They are the issues with education, ecology, the misogynistic guy in Washington and planned parenthood. They are also the destruction of our society and the serious efforts of the people in Washington who are trying to do away with the First Amendment.

Male, 55-64, DTS, Foreign born, 2 out of 5, Permanent vote, Up to 10 years, Council District 03, English

Question: What is the most important issue facing your community today?

Answer: Rent control is the only thing that comes up.

Female, 55-64, Democratic, Foreign born, 3 out of 5, Previous vote, Up to 20 years, Council District 05, English



Probolsky Research
3990 Westerly Place Suite 185
Newport Beach CA 92660 USA

Newport Beach (949) 855-6400
San Francisco (415) 870-8150
Washington DC (202) 559-0270

Question: What is the most important issue facing your community today?
Answer: It is overdevelopment.

Male, 65+, Democratic, Foreign born, 2 out of 5, Permanent vote, Less than one year, Council District 09, Spanish
Question: What is the most important issue facing your community today?
Answer: It is about different services, like water and lights. They are too expensive.

Female, 55-64, Democratic, Foreign born, 2 out of 5, Election Day voter, Up to 5 years, Council District 03, English
Question: What is the most important issue facing your community today?
Answer: I would say the immigrants coming in.

Male, 65+, Democratic, Foreign born, 3 out of 5, Permanent vote, Up to 10 years, Council District 04, English
Question: What is the most important issue facing your community today?
Answer: I would say transportation. They should have more services for transportation.

Male, 35-54, Democratic, US born, 3 out of 5, Election Day voter, More than 20 years, Council District 14, English
Question: What is the most important issue facing your community today?
Answer: Over development is a big issue.

Male, 35-54, Others, Birthplace unknown, 3 out of 5, Previous vote, Up to 10 years, Council District 13, English
Question: What is the most important issue facing your community today?
Answer: This would be urban planning.

Male, 35-54, Republican, US born, 2 out of 5, Election Day voter, More than 20 years, Council District 11, English
Question: What is the most important issue facing your community today?
Answer: It is unemployment.

Male, 35-54, Democratic, US born, 4 out of 5, Election Day voter, Up to 20 years, Council District 03, English
Question: What is the most important issue facing your community today?
Answer: Crime is an issue. The area that I live in, after the passing of prop 47 and prop 57, crime has risen significantly.

Female, 65+, DTS, US born, 4 out of 5, Previous vote, More than 20 years, Council District 05, English
Question: What is the most important issue facing your community today?
Answer: There are several. There is a failure of leadership. There are many important issues to tackle, like women's access to health



Probolsky Research
3990 Westerly Place Suite 185
Newport Beach CA 92660 USA

Newport Beach (949) 855-6400
San Francisco (415) 870-8150
Washington DC (202) 559-0270

care, the defunding of women's health care, defunding of NPR, and the difficulty of transportation in LA. I have concerns of how we welcome people in this country, and how we are perceived by others. I have concerns about the education of young people.

Female, 35-54, Others, US born, 4 out of 5, Election Day voter, Up to 20 years, Council District 10, English

Question: What is the most important issue facing your community today?

Answer: This would be Donald Trump.

Male, 65+, DTS, Foreign born, 4 out of 5, Previous vote, More than 20 years, Council District 11, English

Question: What is the most important issue facing your community today?

Answer: The street parking is a problem.

Male, 55-64, Others, Foreign born, 3 out of 5, Permanent vote, Up to 5 years, Council District 07, English

Question: What is the most important issue facing your community today?

Answer: There are homeless people here. We would like to help them if we can.

Female, 18-34, Democratic, Birthplace unknown, 100% not having had the chance , Permanent vote, Up to 5 years, Council District 04, English

Question: What is the most important issue facing your community today?

Answer: Immigration and the environment are issues. Climate change causes permanent damage. The government is doing things to downplay it. They are ruining everything.

Female, 65+, Republican, US born, 1 out of 5, Election Day voter, Up to 20 years, Council District 08, English

Question: What is the most important issue facing your community today?

Answer: This would be violence and homeless people in the streets.

Female, 65+, Others, US born, 4 out of 5, Permanent vote, Less than one year, Council District 07, English

Question: What is the most important issue facing your community today?

Answer: This would be land use and planning issues. There are a lot of questionable property decisions.

Female, 65+, Republican, US born, 3 out of 5, Permanent vote, Up to 10 years, Council District 02, English

Question: What is the most important issue facing your community today?

Answer: This would be homeless people in the Los Angeles area. There are tons of homeless people and homeless encampments, and it is very sad. We should do something about it.



Probolsky Research
3990 Westerly Place Suite 185
Newport Beach CA 92660 USA

Newport Beach (949) 855-6400
San Francisco (415) 870-8150
Washington DC (202) 559-0270

Female, 65+, Republican, US born, 5 out of 5, Election Day voter, More than 20 years, Council District 12, English

Question: What is the most important issue facing your community today?

Answer: This would be homeless people.

Female, 55-64, Republican, US born, 3 out of 5, Previous vote, Up to 20 years, Council District 02, English

Question: What is the most important issue facing your community today?

Answer: This would be the liberal trash. All the whiny, foul-mouthed people ruining this city.

Female, 65+, Democratic, US born, 4 out of 5, Permanent vote, Up to 20 years, Council District 03, English

Question: What is the most important issue facing your community today?

Answer: This would be illegal immigrants standing on the corner looking for work.

Female, 55-64, Democratic, Foreign born, 3 out of 5, Permanent vote, Up to 20 years, Council District 15, English

Question: What is the most important issue facing your community today?

Answer: This would be graffiti on the walls, and throwing trash on the streets.

Female, 65+, DTS, US born, 1 out of 5, Permanent vote, Up to 20 years, Council District 10, English

Question: What is the most important issue facing your community today?

Answer: Education is the most important.

Female, 65+, DTS, US born, 5 out of 5, Election Day voter, More than 20 years, Council District 04, English

Question: What is the most important issue facing your community today?

Answer: The most important issue is government corruption.

Female, 65+, Democratic, US born, 3 out of 5, Previous vote, More than 20 years, Council District 10, English

Question: What is the most important issue facing your community today?

Answer: This would be fear about the Trump administration, jobs, homeless people, crime, and rising rents.

Female, 65+, Republican, US born, 3 out of 5, Permanent vote, More than 20 years, Council District 12, English

Question: What is the most important issue facing your community today?

Answer: This would be security, that we are safe from outside interests.

Female, 65+, Democratic, US born, 4 out of 5, Permanent vote, Up to 10 years, Council District 01, English

Question: What is the most important issue facing your community today?



Probolsky Research
3990 Westerly Place Suite 185
Newport Beach CA 92660 USA

Newport Beach (949) 855-6400
San Francisco (415) 870-8150
Washington DC (202) 559-0270

Answer: This would be housing.

Female, 55-64, DTS, US born, 4 out of 5, Permanent vote, Up to 20 years, Council District 07, English

Question: What is the most important issue facing your community today?

Answer: I am concerned about mental health drugs for conditions such as ADD, being forced on school children.

Female, 35-54, Republican, US born, 4 out of 5, Permanent vote, Up to 5 years, Council District 03, English

Question: What is the most important issue facing your community today?

Answer: This would be the over-reach of elected officials.

Male, 65+, Democratic, US born, 4 out of 5, Permanent vote, More than 20 years, Council District 05, English

Question: What is the most important issue facing your community today?

Answer: The increase of population is an issue. I live in an overcrowded area. There is not enough planning for the amount of people coming in.

Male, 35-54, Democratic, US born, 4 out of 5, Permanent vote, Less than one year, Council District 01, English

Question: What is the most important issue facing your community today?

Answer: This would be the unsafe streets. It is dangerous to walk through the streets, the way they are laid out.

Female, 35-54, Democratic, US born, 3 out of 5, Permanent vote, Up to 5 years, Council District 15, English

Question: What is the most important issue facing your community today?

Answer: This would be crime, more than anything else at the moment.

Female, 35-54, Republican, Foreign born, 4 out of 5, Permanent vote, Up to 5 years, Council District 12, English

Question: What is the most important issue facing your community today?

Answer: This would be the Alesso Canyon gas leak and the drilling.

Male, 35-54, DTS, US born, 5 out of 5, Previous vote, Less than one year, Council District 01, English

Question: What is the most important issue facing your community today?

Answer: This would be the homeless people.

Male, 65+, Democratic, US born, 4 out of 5, Permanent vote, Less than one year, Council District 13, English

Question: What is the most important issue facing your community today?

Answer: This would be President Trump and his cabinet members, because our community has a lot of ethnic minorities, and Trump



Probolsky Research
3990 Westerly Place Suite 185
Newport Beach CA 92660 USA

Newport Beach (949) 855-6400
San Francisco (415) 870-8150
Washington DC (202) 559-0270

has a racists bench. A lot of minorities are afraid of his plans.

Male, 18-34, Democratic, US born, 2 out of 5, Election Day voter, Up to 20 years, Council District 11, English

Question: What is the most important issue facing your community today?

Answer: The threat that was made in the street scared a lot of people. The president scares a lot of people. There is somebody making threats. It was on the news.

Male, 65+, Democratic, US born, 3 out of 5, Permanent vote, Up to 20 years, Council District 09, English

Question: What is the most important issue facing your community today?

Answer: This would be crime. We need to be policed better, I guess.

Male, 65+, Democratic, US born, 4 out of 5, Previous vote, More than 20 years, Council District 12, English

Question: What is the most important issue facing your community today?

Answer: The economy needs better employment because the unemployment numbers are too high.

Male, 65+, DTS, US born, 4 out of 5, Previous vote, More than 20 years, Council District 06, English

Question: What is the most important issue facing your community today?

Answer: This would be crime, gangs, and illegal immigrants.

Female, 65+, Democratic, Birthplace unknown, 3 out of 5, Permanent vote, Up to 20 years, Council District 05, English

Question: What is the most important issue facing your community today?

Answer: This would be traffic.

Female, 55-64, Democratic, Birthplace unknown, 2 out of 5, Permanent vote, Less than one year, Council District 12, English

Question: What is the most important issue facing your community today?

Answer: This would be Trump.

Male, 65+, Democratic, US born, 3 out of 5, Election Day voter, More than 20 years, Council District 11, English

Question: What is the most important issue facing your community today?

Answer: There are not enough police officers to provide security.

Male, 35-54, Democratic, US born, 3 out of 5, Election Day voter, More than 20 years, Council District 10, English

Question: What is the most important issue facing your community today?

Answer: The security of the neighborhood is an issue. We have had break-ins, and I would like to see that we have a handle on that.



Probolsky Research
3990 Westerly Place Suite 185
Newport Beach CA 92660 USA

Newport Beach (949) 855-6400
San Francisco (415) 870-8150
Washington DC (202) 559-0270

Male, 18-34, Democratic, Birthplace unknown, 3 out of 5, Permanent vote, Up to 5 years, Council District 05, English

Question: What is the most important issue facing your community today?

Answer: This would be violence.

Female, 55-64, Democratic, Birthplace unknown, 3 out of 5, Permanent vote, Less than one year, Council District 15, English

Question: What is the most important issue facing your community today?

Answer: This would be homeless people.

Female, 55-64, Democratic, US born, 4 out of 5, Permanent vote, More than 20 years, Council District 03, English

Question: What is the most important issue facing your community today?

Answer: This would be infrastructure, maintenance, and projects to maintain and upgrade highways and streets in the neighborhoods.

Male, 65+, Democratic, US born, 4 out of 5, Election Day voter, More than 20 years, Council District 08, English

Question: What is the most important issue facing your community today?

Answer: This would be crime.

Male, 35-54, DTS, Foreign born, 2 out of 5, Permanent vote, Up to 20 years, Council District 12, English

Question: What is the most important issue facing your community today?

Answer: This would be education. I can't really go into details about LASD.

Male, 65+, Democratic, US born, 4 out of 5, Permanent vote, More than 20 years, Council District 10, English

Question: What is the most important issue facing your community today?

Answer: This would be the police. They have all of the guns. They use them. The problem, is most of them are scared of young, black men. Instead of trying to figure out the problem between them, they shoot.

Female, 65+, Democratic, US born, 3 out of 5, Permanent vote, Less than one year, Council District 05, English

Question: What is the most important issue facing your community today?

Answer: Right now, immigration is the most important issue.

Female, 18-34, Democratic, US born, 3 out of 5, Permanent vote, Up to 5 years, Council District 10, English

Question: What is the most important issue facing your community today?

Answer: The idea that the rental market is so over-saturated and the rent they need to pay is out-pricing the people.



Probolsky Research

3990 Westerly Place Suite 185

Newport Beach CA 92660 USA

Newport Beach (949) 855-6400

San Francisco (415) 870-8150

Washington DC (202) 559-0270

Male, 65+, Democratic, US born, 3 out of 5, Permanent vote, Up to 5 years, Council District 08, English

Question: What is the most important issue facing your community today?

Answer: This would be jobs.

Male, 65+, Republican, US born, 3 out of 5, Election Day voter, Up to 20 years, Council District 15, English

Question: What is the most important issue facing your community today?

Answer: This would be violence in the streets.

Male, 65+, Democratic, US born, 5 out of 5, Permanent vote, More than 20 years, Council District 01, English

Question: What is the most important issue facing your community today?

Answer: The new president of the United States is vulgar. He is insensitive to minorities and negroes. Trump makes me want to vomit. I don't like the America that Trump is giving.

Male, 35-54, Democratic, Foreign born, 4 out of 5, Election Day voter, Up to 10 years, Council District 14, English

Question: What is the most important issue facing your community today?

Answer: We need a lot more housing.

Male, 65+, Democratic, US born, 4 out of 5, Permanent vote, Up to 5 years, Council District 12, English

Question: What is the most important issue facing your community today?

Answer: It is the economy.

Male, 65+, Democratic, Foreign born, 4 out of 5, Permanent vote, Up to 20 years, Council District 13, Spanish

Question: What is the most important issue facing your community today?

Answer: It is the government especially Donald Trump, because he is racist.

Male, 18-34, Democratic, US born, 3 out of 5, Permanent vote, Less than one year, Council District 13, English

Question: What is the most important issue facing your community today?

Answer: The homeless population is expanding outside of the city.

Male, 65+, Republican, Foreign born, 4 out of 5, Permanent vote, Up to 5 years, Council District 04, English

Question: What is the most important issue facing your community today?

Answer: It would be jobs.



Probolsky Research

3990 Westerly Place Suite 185

Newport Beach CA 92660 USA

Newport Beach (949) 855-6400

San Francisco (415) 870-8150

Washington DC (202) 559-0270

Male, 18-34, Democratic, Foreign born, 100% not having had the chance , Permanent vote, Up to 5 years, Council District 04, English

Question: What is the most important issue facing your community today?

Answer: There is unemployment and homelessness. People need to find jobs. They come from all over.

Female, 35-54, Democratic, US born, 3 out of 5, Election Day voter, Up to 5 years, Council District 14, English

Question: What is the most important issue facing your community today?

Answer: It would be affordable housing.

Female, 35-54, DTS, Birthplace unknown, 1 out of 5, Previous vote, Less than one year, Council District 08, English

Question: What is the most important issue facing your community today?

Answer: We need more jobs. The streets need to be fixed.

Female, 35-54, DTS, US born, 2 out of 5, Permanent vote, Up to 5 years, Council District 03, English

Question: What is the most important issue facing your community today?

Answer: It would be homelessness. There is too much of it.

Female, 18-34, DTS, US born, 3 out of 5, Permanent vote, Less than one year, Council District 15, English

Question: What is the most important issue facing your community today?

Answer: It would be immigration and the fear of being deported.

Female, 18-34, DTS, Foreign born, 3 out of 5, Permanent vote, Less than one year, Council District 06, English

Question: What is the most important issue facing your community today?

Answer: It would be crime and violence.

Male, 55-64, Democratic, US born, 3 out of 5, Permanent vote, Up to 5 years, Council District 03, English

Question: What is the most important issue facing your community today?

Answer: It would be crime.

Female, 35-54, Republican, Foreign born, 3 out of 5, Election Day voter, Up to 10 years, Council District 06, Spanish

Question: What is the most important issue facing your community today?

Answer: I don't know much, but we need more security in our community.

Female, 65+, Republican, US born, 2 out of 5, Election Day voter, More than 20 years, Council District 11, English



Probolsky Research
3990 Westerly Place Suite 185
Newport Beach CA 92660 USA

Newport Beach (949) 855-6400
San Francisco (415) 870-8150
Washington DC (202) 559-0270

Question: What is the most important issue facing your community today?

Answer: It would be taxes.

Female, 65+, DTS, Foreign born, 1 out of 5, Election Day voter, Up to 10 years, Council District 11, English

Question: What is the most important issue facing your community today?

Answer: It would be crime prevention people to stop the crimes before they happen and a guard wall to protect people on the side walk.

Female, 18-34, Democratic, US born, 3 out of 5, Permanent vote, Up to 5 years, Council District 04, English

Question: What is the most important issue facing your community today?

Answer: I would say probably with the new administration. There is a lot of anxiety for the immigrants and minorities in general.

Male, 35-54, Democratic, US born, 4 out of 5, Permanent vote, Up to 5 years, Council District 02, English

Question: What is the most important issue facing your community today?

Answer: It would be Donald Trump.

Female, 65+, Democratic, Foreign born, 3 out of 5, Election Day voter, Up to 20 years, Council District 01, Spanish

Question: What is the most important issue facing your community today?

Answer: It would be illegal immigration, because they were very injustice to those people who came here undocumented. They were treated not well. I do believe that we should be treated and given equal rights no matter who we are, either rich or poor.

Female, 65+, Democratic, Foreign born, 2 out of 5, Election Day voter, Up to 20 years, Council District 09, Spanish

Question: What is the most important issue facing your community today?

Answer: I don't know.

Female, 18-34, Democratic, US born, 3 out of 5, Election Day voter, Less than one year, Council District 08, English

Question: What is the most important issue facing your community today?

Answer: It is income inequality.

Male, 35-54, Democratic, US born, 3 out of 5, Permanent vote, Up to 5 years, Council District 11, English

Question: What is the most important issue facing your community today?

Answer: It is crime.

Female, 35-54, Democratic, US born, 3 out of 5, Election Day voter, Less than one year, Council District 06, English



Probolsky Research
3990 Westerly Place Suite 185
Newport Beach CA 92660 USA

Newport Beach (949) 855-6400
San Francisco (415) 870-8150
Washington DC (202) 559-0270

Question: What is the most important issue facing your community today?

Answer: The main problem is immigration. There are a lot of immigrants lately.

Female, 35-54, Democratic, Foreign born, 3 out of 5, Permanent vote, Up to 10 years, Council District 04, English

Question: What is the most important issue facing your community today?

Answer: It is homelessness, infrastructure and streets, education, and parking.

Male, 35-54, Democratic, Foreign born, 4 out of 5, Election Day voter, Up to 20 years, Council District 14, Spanish

Question: What is the most important issue facing your community today?

Answer: The rates of housing is way too high. There is a lack of jobs. They should lower the price of health insurance.

Female, 35-54, Others, US born, 3 out of 5, Election Day voter, Up to 10 years, Council District 05, English

Question: What is the most important issue facing your community today?

Answer: Health care for the citizens is the most important.

Female, 35-54, Democratic, Foreign born, 3 out of 5, Permanent vote, Less than one year, Council District 04, English

Question: What is the most important issue facing your community today?

Answer: It is infrastructure.

Female, 18-34, Democratic, US born, 4 out of 5, Election Day voter, Less than one year, Council District 04, English

Question: What is the most important issue facing your community today?

Answer: Capitalism itself is the biggest problem. It is the rampant financial inequality going on in society, including the lack of affordable housing, the hunger problem, wage theft, and the lack of health care.

Female, 35-54, Others, Foreign born, 3 out of 5, Permanent vote, Less than one year, Council District 02, English

Question: What is the most important issue facing your community today?

Answer: Politics is our main problem. Many people fight about the president. We are on the opposite side of him.

Female, 65+, Democratic, Foreign born, 3 out of 5, Election Day voter, Up to 20 years, Council District 14, Spanish

Question: What is the most important issue facing your community today?

Answer: Honestly, I don't know.

Female, 35-54, DTS, Birthplace unknown, 2 out of 5, Previous vote, Less than one year, Council District 14, English

Question: What is the most important issue facing your community today?



Probolsky Research

3990 Westerly Place Suite 185

Newport Beach CA 92660 USA

Newport Beach (949) 855-6400

San Francisco (415) 870-8150

Washington DC (202) 559-0270

Answer: It is accessible health care, meaning the physical insurance.

Female, 35-54, Others, US born, 2 out of 5, Election Day voter, Up to 5 years, Council District 01, English

Question: What is the most important issue facing your community today?

Answer: It is homelessness.

Female, 65+, Democratic, Foreign born, 2 out of 5, Election Day voter, Up to 5 years, Council District 09, Spanish

Question: What is the most important issue facing your community today?

Answer: I don't know.

Female, 35-54, Republican, US born, 2 out of 5, Election Day voter, Less than one year, Council District 15, English

Question: What is the most important issue facing your community today?

Answer: It is safety.

Female, 35-54, DTS, US born, 3 out of 5, Permanent vote, Less than one year, Council District 10, English

Question: What is the most important issue facing your community today?

Answer: It is affordable housing.

Female, 35-54, DTS, Foreign born, 4 out of 5, Election Day voter, Up to 5 years, Council District 12, English

Question: What is the most important issue facing your community today?

Answer: It is the gas leaks and the environment. It is the Aliso Canyon gas leak. I live near it. They are trying to poison us.

Female, 35-54, DTS, US born, 4 out of 5, Permanent vote, Up to 5 years, Council District 04, English

Question: What is the most important issue facing your community today?

Answer: It is the homeless.

Female, 35-54, DTS, US born, 3 out of 5, Election Day voter, Up to 20 years, Council District 12, English

Question: What is the most important issue facing your community today?

Answer: I am not sure.

Female, 35-54, DTS, US born, 3 out of 5, Election Day voter, Less than one year, Council District 05, English

Question: What is the most important issue facing your community today?

Answer: It is crime and safety.



Probolsky Research
3990 Westerly Place Suite 185
Newport Beach CA 92660 USA

Newport Beach (949) 855-6400
San Francisco (415) 870-8150
Washington DC (202) 559-0270

Female, 35-54, DTS, Foreign born, 2 out of 5, Permanent vote, Up to 5 years, Council District 04, English

Question: What is the most important issue facing your community today?

Answer: It is education.

Female, 35-54, Republican, US born, 3 out of 5, Permanent vote, Less than one year, Council District 11, English

Question: What is the most important issue facing your community today?

Answer: I will pass on this question, because there are so many problems that I don't want to say. They are all equally important to me.

Female, 18-34, Democratic, US born, 3 out of 5, Permanent vote, Less than one year, Council District 13, English

Question: What is the most important issue facing your community today?

Answer: It is affordable housing.

Male, 65+, Republican, US born, 3 out of 5, Permanent vote, Less than one year, Council District 12, English

Question: What is the most important issue facing your community today?

Answer: It is crime. People are getting shot and hurt.

Male, 55-64, Democratic, US born, 1 out of 5, Election Day voter, Less than one year, Council District 08, English

Question: What is the most important issue facing your community today?

Answer: This would be health care, especially the mental health care.

Female, 18-34, Democratic, US born, 3 out of 5, Previous vote, Up to 10 years, Council District 10, English

Question: What is the most important issue facing your community today?

Answer: Employment is a big problem. It is hard to find jobs here.

Male, 65+, Democratic, Foreign born, 2 out of 5, Election Day voter, Up to 20 years, Council District 15, Spanish

Question: What is the most important issue facing your community today?

Answer: For me, it is the newly elected president. He wants all of the undocumented immigrants to be deported, which is not good, because they came here just to look for work for their family.

Male, 65+, Democratic, US born, 2 out of 5, Permanent vote, Up to 20 years, Council District 11, English

Question: What is the most important issue facing your community today?

Answer: This would be Social Security and Medicare.



Probolsky Research
3990 Westerly Place Suite 185
Newport Beach CA 92660 USA

Newport Beach (949) 855-6400
San Francisco (415) 870-8150
Washington DC (202) 559-0270

Male, 18-34, Democratic, US born, 5 out of 5, Previous vote, Up to 10 years, Council District 02, English

Question: What is the most important issue facing your community today?

Answer: This would be to see if the new administration can do good by us.

Male, 55-64, Democratic, US born, 4 out of 5, Previous vote, Up to 5 years, Council District 04, English

Question: What is the most important issue facing your community today?

Answer: The traffic is getting worse, with no end in sight.

Male, 65+, Republican, US born, 5 out of 5, Permanent vote, Up to 10 years, Council District 04, English

Question: What is the most important issue facing your community today?

Answer: This would be education.

Male, 35-54, Republican, US born, 3 out of 5, Election Day voter, Up to 5 years, Council District 03, English

Question: What is the most important issue facing your community today?

Answer: This would be tax rates. The income tax and payroll tax, especially in California, are a problem.

Male, 65+, Democratic, US born, 4 out of 5, Election Day voter, More than 20 years, Council District 02, English

Question: What is the most important issue facing your community today?

Answer: This would be traffic.

Male, 35-54, Republican, US born, 3 out of 5, Election Day voter, Up to 10 years, Council District 11, English

Question: What is the most important issue facing your community today?

Answer: This would be the incompetence of LAUSD. They have an incompetent workforce. They have a huge bureaucracy.

Male, 65+, Republican, Foreign born, 3 out of 5, Election Day voter, More than 20 years, Council District 15, Spanish

Question: What is the most important issue facing your community today?

Answer: I guess the President and other officials should properly manage the documents of illegal immigrants.

Female, 65+, Democratic, US born, 5 out of 5, Permanent vote, More than 20 years, Council District 13, English

Question: What is the most important issue facing your community today?

Answer: This would be homeless people. I had occasionally driven through Hollywood. There were homeless people, and it was really sad that people had to live in little tents in front of stores.

Female, 65+, DTS, Foreign born, 4 out of 5, Election Day voter, Up to 10 years, Council District 14, Spanish



Probolsky Research
3990 Westerly Place Suite 185
Newport Beach CA 92660 USA

Newport Beach (949) 855-6400
San Francisco (415) 870-8150
Washington DC (202) 559-0270

Question: What is the most important issue facing your community today?

Answer: This would be immigration. Most of the laws made by the new government, is hitting the undocumented immigrants. It shows that they are against these people.

Female, 55-64, Republican, US born, 2 out of 5, Permanent vote, Less than one year, Council District 08, English

Question: What is the most important issue facing your community today?

Answer: This would be lack of knowledge.

Female, 65+, Democratic, Foreign born, 3 out of 5, Previous vote, Up to 20 years, Council District 05, English

Question: What is the most important issue facing your community today?

Answer: We need a new president. Trump wants to cut community programs.

Female, 55-64, Democratic, US born, 4 out of 5, Permanent vote, More than 20 years, Council District 05, English

Question: What is the most important issue facing your community today?

Answer: Homeless people are a big problem.

Female, 65+, Democratic, Birthplace unknown, 1 out of 5, Election Day voter, More than 20 years, Council District 13, English

Question: What is the most important issue facing your community today?

Answer: I have nothing in particular.

Male, 35-54, Democratic, Foreign born, 4 out of 5, Election Day voter, Up to 10 years, Council District 14, Spanish

Question: What is the most important issue facing your community today?

Answer: All is well, but they should provide more security in our area.

Female, 65+, Democratic, Foreign born, 3 out of 5, Election Day voter, Up to 20 years, Council District 01, Spanish

Question: What is the most important issue facing your community today?

Answer: I don't have any idea.

Female, 35-54, Republican, Foreign born, 2 out of 5, Election Day voter, Less than one year, Council District 02, English

Question: What is the most important issue facing your community today?

Answer: Safety is number one, and not enough grocery stores.

Female, 35-54, DTS, US born, 3 out of 5, Election Day voter, Up to 5 years, Council District 08, English

Question: What is the most important issue facing your community today?



Probolsky Research

3990 Westerly Place Suite 185

Newport Beach CA 92660 USA

Newport Beach (949) 855-6400

San Francisco (415) 870-8150

Washington DC (202) 559-0270

Answer: This would be global warming, economic development, and equality.

Male, 65+, Republican, Foreign born, 3 out of 5, Election Day voter, Up to 5 years, Council District 07, English

Question: What is the most important issue facing your community today?

Answer: This would be crimes and the economy.

Female, 35-54, Democratic, US born, 4 out of 5, Election Day voter, Up to 20 years, Council District 12, English

Question: What is the most important issue facing your community today?

Answer: This would be crime. There is not enough police presence. There have been a lot of burglaries in this area, and the police are very slow to respond.

Female, 65+, Democratic, US born, 3 out of 5, Permanent vote, Up to 20 years, Council District 12, English

Question: What is the most important issue facing your community today?

Answer: This would be medical care.

Female, 65+, Democratic, US born, 3 out of 5, Previous vote, More than 20 years, Council District 04, English

Question: What is the most important issue facing your community today?

Answer: This would be housing and traffic.

Female, 65+, Republican, US born, 3 out of 5, Election Day voter, More than 20 years, Council District 15, English

Question: What is the most important issue facing your community today?

Answer: This would be affordable housing.

Female, 65+, Democratic, US born, 4 out of 5, Permanent vote, More than 20 years, Council District 06, English

Question: What is the most important issue facing your community today?

Answer: This would be crime, like any crimes against other human beings, whether it is burglaries, prejudice, hatred, or anything like that.

Female, 55-64, Democratic, US born, 1 out of 5, Permanent vote, Up to 20 years, Council District 12, English

Question: What is the most important issue facing your community today?

Answer: This would be government spending.

Female, 35-54, Democratic, Foreign born, 5 out of 5, Election Day voter, Up to 20 years, Council District 03, English

Question: What is the most important issue facing your community today?



Probolsky Research
3990 Westerly Place Suite 185
Newport Beach CA 92660 USA

Newport Beach (949) 855-6400
San Francisco (415) 870-8150
Washington DC (202) 559-0270

Answer: This would be immigration, and what is going to happen with the new president.

Female, 65+, Democratic, US born, 4 out of 5, Election Day voter, Up to 10 years, Council District 15, English

Question: What is the most important issue facing your community today?

Answer: One of the most important issues to me, is the congestion and the continued building by developers. Mayor Garcetti seems to think that development is a good thing. We are overcrowded. All you have to do is look at the freeways at anytime of the day. It is just getting worse.

Female, 65+, Democratic, US born, 4 out of 5, Election Day voter, More than 20 years, Council District 10, English

Question: What is the most important issue facing your community today?

Answer: This would be jobs, and getting young people off the streets and giving them jobs.

Female, 65+, Democratic, US born, 5 out of 5, Permanent vote, More than 20 years, Council District 08, English

Question: What is the most important issue facing your community today?

Answer: Nothing comes to mind.

Female, 55-64, Democratic, Foreign born, 2 out of 5, Permanent vote, Up to 10 years, Council District 06, Spanish

Question: What is the most important issue facing your community today?

Answer: We need more lights on the streets, and it should be well-cleaned.

Female, 65+, Republican, US born, 5 out of 5, Permanent vote, Up to 20 years, Council District 12, English

Question: What is the most important issue facing your community today?

Answer: This would be getting more transportation.

Female, 55-64, DTS, US born, 2 out of 5, Previous vote, Up to 10 years, Council District 11, English

Question: What is the most important issue facing your community today?

Answer: Illegal immigration hurts both the African-American community, and the Hispanic community. It also harms the economy.

Male, 55-64, Republican, Foreign born, 2 out of 5, Previous vote, More than 20 years, Council District 13, English

Question: What is the most important issue facing your community today?

Answer: This would be crime, in general.

Female, 65+, Democratic, US born, 4 out of 5, Election Day voter, Up to 10 years, Council District 10, English

Question: What is the most important issue facing your community today?



Probolsky Research
3990 Westerly Place Suite 185
Newport Beach CA 92660 USA

Newport Beach (949) 855-6400
San Francisco (415) 870-8150
Washington DC (202) 559-0270

Answer: This would be crime. They said that a coyote was loose in the neighborhood, and something else. I can't think of the word, but they are loose.

Male, 35-54, Republican, US born, 1 out of 5, Election Day voter, Up to 20 years, Council District 05, English

Question: What is the most important issue facing your community today?

Answer: I would say house affordability is an issue. Homes are not affordable, and it makes it difficult to raise a family. It doesn't make for a good quality of life.

Male, 65+, Republican, US born, 5 out of 5, Permanent vote, More than 20 years, Council District 04, English

Question: What is the most important issue facing your community today?

Answer: This would be illegal immigration.

Male, 65+, Democratic, US born, 2 out of 5, Election Day voter, More than 20 years, Council District 08, English

Question: What is the most important issue facing your community today?

Answer: I don't know. I don't get out much.

Female, 35-54, Democratic, Foreign born, 2 out of 5, Previous vote, Up to 5 years, Council District 08, English

Question: What is the most important issue facing your community today?

Answer: There is a lot of homeless people.

Male, 35-54, Republican, US born, 2 out of 5, Election Day voter, Up to 10 years, Council District 04, English

Question: What is the most important issue facing your community today?

Answer: It is jobs.

Male, 35-54, DTS, Foreign born, 4 out of 5, Election Day voter, Up to 20 years, Council District 07, English

Question: What is the most important issue facing your community today?

Answer: It is the public transportation.

Male, 35-54, Democratic, Birthplace unknown, 4 out of 5, Permanent vote, Less than one year, Council District 05, English

Question: What is the most important issue facing your community today?

Answer: It is education.

Male, 65+, Democratic, Foreign born, 4 out of 5, Election Day voter, More than 20 years, Council District 01, English

Question: What is the most important issue facing your community today?



Probolsky Research
3990 Westerly Place Suite 185
Newport Beach CA 92660 USA

Newport Beach (949) 855-6400
San Francisco (415) 870-8150
Washington DC (202) 559-0270

Answer: IT is the raids by ICE.

Male, 55-64, DTS, Foreign born, 3 out of 5, Permanent vote, Up to 5 years, Council District 06, English

Question: What is the most important issue facing your community today?

Answer: It would be housing. It is way too expensive.

Male, 65+, Democratic, US born, 4 out of 5, Election Day voter, Up to 10 years, Council District 05, English

Question: What is the most important issue facing your community today?

Answer: It is probably the high taxes.

Female, 55-64, Democratic, US born, 3 out of 5, Permanent vote, Less than one year, Council District 03, English

Question: What is the most important issue facing your community today?

Answer: President Donald Trump and his administration is the most important issue right now. He is a traitor to America, and the nation will not survive his presidency.

Male, 55-64, DTS, US born, 3 out of 5, Permanent vote, Up to 5 years, Council District 11, English

Question: What is the most important issue facing your community today?

Answer: It is the taxes. Los Angeles is overtaxed.

Female, 65+, Democratic, Foreign born, 3 out of 5, Election Day voter, Less than one year, Council District 06, Spanish

Question: What is the most important issue facing your community today?

Answer: There is nothing.

Female, 55-64, DTS, Birthplace unknown, 2 out of 5, Election Day voter, Up to 10 years, Council District 01, English

Question: What is the most important issue facing your community today?

Answer: The rent for houses is rising too much.

Male, 35-54, Democratic, US born, 2 out of 5, Permanent vote, Up to 20 years, Council District 04, English

Question: What is the most important issue facing your community today?

Answer: It is homelessness.

Female, 55-64, Democratic, Foreign born, 1 out of 5, Permanent vote, Less than one year, Council District 05, English

Question: What is the most important issue facing your community today?

Answer: It is the potholes in the street and the lack of parking.



Probolsky Research
3990 Westerly Place Suite 185
Newport Beach CA 92660 USA

Newport Beach (949) 855-6400
San Francisco (415) 870-8150
Washington DC (202) 559-0270

Female, 55-64, Democratic, Foreign born, 3 out of 5, Permanent vote, Up to 10 years, Council District 12, English

Question: What is the most important issue facing your community today?

Answer: It is unemployment.

Male, 35-54, Democratic, US born, 2 out of 5, Election Day voter, Up to 10 years, Council District 11, English

Question: What is the most important issue facing your community today?

Answer: Schools are a problem. They have a lack of funding.

Female, 35-54, Democratic, Foreign born, 3 out of 5, Permanent vote, Up to 10 years, Council District 03, Spanish

Question: What is the most important issue facing your community today?

Answer: It is education and the gangsters.

Male, 35-54, Republican, Foreign born, 2 out of 5, Election Day voter, Less than one year, Council District 06, English

Question: What is the most important issue facing your community today?

Answer: Mainly, it is just jobs. It is finding work to live on and to pay a mortgage.

Male, 55-64, Republican, US born, 4 out of 5, Permanent vote, Up to 5 years, Council District 01, English

Question: What is the most important issue facing your community today?

Answer: The economy is a little better than a couple years ago. A lot of people in San Bernardino and Los Angeles have lost their jobs. I am a realtor. I made no money in the last two years, because I was trying to help people keep their homes through loan modifications.

Female, 65+, Republican, US born, 4 out of 5, Permanent vote, More than 20 years, Council District 10, English

Question: What is the most important issue facing your community today?

Answer: It is the influx of Koreans.

Female, 55-64, Republican, US born, 4 out of 5, Permanent vote, Less than one year, Council District 10, English

Question: What is the most important issue facing your community today?

Answer: Homelessness is the biggest problem. There needs to be more low-income affordable housing for those in dire need.

Male, 35-54, Democratic, Foreign born, 2 out of 5, Permanent vote, Up to 20 years, Council District 13, English

Question: What is the most important issue facing your community today?

Answer: There are too many homeless people around. They need to get removed and cleared out from the neighborhoods. It is a



Probolsky Research
3990 Westerly Place Suite 185
Newport Beach CA 92660 USA

Newport Beach (949) 855-6400
San Francisco (415) 870-8150
Washington DC (202) 559-0270

major issue.

Male, 65+, Democratic, Foreign born, 2 out of 5, Permanent vote, Less than one year, Council District 07, English

Question: What is the most important issue facing your community today?

Answer: The Trump effect with the executive orders is disturbing our communities.

Female, 18-34, Democratic, US born, 3 out of 5, Permanent vote, Up to 5 years, Council District 13, English

Question: What is the most important issue facing your community today?

Answer: That would be the economic issues and homelessness.

Male, 35-54, Democratic, US born, 5 out of 5, Permanent vote, Up to 10 years, Council District 04, English

Question: What is the most important issue facing your community today?

Answer: That would be the economy, inequality and health care.

Male, 18-34, Democratic, US born, 3 out of 5, Permanent vote, Up to 5 years, Council District 13, English

Question: What is the most important issue facing your community today?

Answer: It is the gentrification at the micro and macro immigration.

Female, 18-34, Democratic, US born, 3 out of 5, Permanent vote, Less than one year, Council District 03, English

Question: What is the most important issue facing your community today?

Answer: There needs to be more money. The priority should be put on education.

Male, 35-54, Democratic, US born, 3 out of 5, Permanent vote, Up to 5 years, Council District 13, English

Question: What is the most important issue facing your community today?

Answer: It is the homelessness.

Male, 18-34, Democratic, Foreign born, 4 out of 5, Permanent vote, Up to 5 years, Council District 10, English

Question: What is the most important issue facing your community today?

Answer: That would be the human rights, health care and immigration. We should be bringing back more separation between the lenders and banks. We should be getting money out of politics and campaigning for finance reform.

Male, 65+, Democratic, Foreign born, 3 out of 5, Election Day voter, Up to 5 years, Council District 06, English

Question: What is the most important issue facing your community today?

Answer: Everything is okay.



Probolsky Research
3990 Westerly Place Suite 185
Newport Beach CA 92660 USA

Newport Beach (949) 855-6400
San Francisco (415) 870-8150
Washington DC (202) 559-0270

Female, 65+, Democratic, US born, 5 out of 5, Permanent vote, Up to 10 years, Council District 13, English

Question: What is the most important issue facing your community today?

Answer: It is the homelessness.

Male, 55-64, Democratic, Birthplace unknown, 2 out of 5, Election Day voter, More than 20 years, Council District 02, English

Question: What is the most important issue facing your community today?

Answer: That would be the education and funding.

Female, 65+, Democratic, US born, 3 out of 5, Permanent vote, Up to 5 years, Council District 07, English

Question: What is the most important issue facing your community today?

Answer: I am starting to see more homelessness. I have noticed a bundle of stuff where people are homeless. They are congregating in one place on Foothill Boulevard.

Female, 55-64, Democratic, Foreign born, 3 out of 5, Permanent vote, Up to 20 years, Council District 15, English

Question: What is the most important issue facing your community today?

Answer: The people around here lower the security.

Male, 65+, Democratic, Foreign born, 3 out of 5, Permanent vote, More than 20 years, Council District 07, English

Question: What is the most important issue facing your community today?

Answer: That would be the gangs. It is the cancer on anything you try to do. It prevents you from moving forward with doing things. In my life, I have learned to defend myself against the gangs, like when they jump you when they try to get you to join them. I tell them to do one-on-one. Now, these kids always fall for drugs, crimes and everything.

Female, 65+, Democratic, Foreign born, 4 out of 5, Election Day voter, Up to 20 years, Council District 04, English

Question: What is the most important issue facing your community today?

Answer: That would be the jobs.

Female, 65+, Democratic, Foreign born, 4 out of 5, Election Day voter, Up to 20 years, Council District 01, Spanish

Question: What is the most important issue facing your community today?

Answer: I don't know.

Female, 55-64, Democratic, Foreign born, 1 out of 5, Permanent vote, Up to 10 years, Council District 05, English

Question: What is the most important issue facing your community today?



Probolsky Research

3990 Westerly Place Suite 185

Newport Beach CA 92660 USA

Newport Beach (949) 855-6400

San Francisco (415) 870-8150

Washington DC (202) 559-0270

Answer: The rent is getting too expensive.

Female, 65+, Democratic, US born, 4 out of 5, Election Day voter, Up to 20 years, Council District 11, English

Question: What is the most important issue facing your community today?

Answer: That would be the high rentals.

Female, 55-64, Democratic, Foreign born, 4 out of 5, Previous vote, More than 20 years, Council District 14, English

Question: What is the most important issue facing your community today?

Answer: There is lack of affordable housing.

Male, 65+, Democratic, US born, 4 out of 5, Permanent vote, Up to 10 years, Council District 03, English

Question: What is the most important issue facing your community today?

Answer: I am unsure.

Female, 55-64, Democratic, US born, 3 out of 5, Permanent vote, Less than one year, Council District 05, English

Question: What is the most important issue facing your community today?

Answer: It is education. It lacks funding.

Male, 65+, Democratic, US born, 2 out of 5, Election Day voter, More than 20 years, Council District 12, English

Question: What is the most important issue facing your community today?

Answer: Crime is the most important issue. They are overbilling.

Male, 55-64, Democratic, Foreign born, 1 out of 5, Election Day voter, Up to 20 years, Council District 01, English

Question: What is the most important issue facing your community today?

Answer: It is the homelessness in the community. The rents are increasing tremendously, so it is difficult for the people to afford housing.

Female, 55-64, Democratic, US born, 4 out of 5, Election Day voter, More than 20 years, Council District 11, English

Question: What is the most important issue facing your community today?

Answer: Providing sanctuary is the most important issue. Basically, there is trouble where we try to make the immigrants safe.

Female, 65+, Democratic, Birthplace unknown, 4 out of 5, Election Day voter, More than 20 years, Council District 14, Spanish

Question: What is the most important issue facing your community today?

Answer: I don't know.



Probolsky Research
3990 Westerly Place Suite 185
Newport Beach CA 92660 USA

Newport Beach (949) 855-6400
San Francisco (415) 870-8150
Washington DC (202) 559-0270

Male, 55-64, Democratic, US born, 3 out of 5, Election Day voter, More than 20 years, Council District 03, English

Question: What is the most important issue facing your community today?

Answer: It is the increase in the rate of property crimes.

Female, 65+, Democratic, Foreign born, 3 out of 5, Permanent vote, Up to 10 years, Council District 12, English

Question: What is the most important issue facing your community today?

Answer: I don't know.

Female, 65+, Democratic, Foreign born, 3 out of 5, Election Day voter, More than 20 years, Council District 01, Spanish

Question: What is the most important issue facing your community today?

Answer: That would be our President because he promotes violence toward the Hispanic community.

Female, 55-64, Democratic, Foreign born, 3 out of 5, Election Day voter, More than 20 years, Council District 12, English

Question: What is the most important issue facing your community today?

Answer: There are sex predators around my area.

Female, 65+, Democratic, Foreign born, 2 out of 5, Permanent vote, Up to 10 years, Council District 02, Spanish

Question: What is the most important issue facing your community today?

Answer: I don't know anything at all.

Male, 65+, Democratic, US born, 5 out of 5, Previous vote, Up to 20 years, Council District 12, English

Question: What is the most important issue facing your community today?

Answer: It is the politics.

Male, 65+, Democratic, US born, 5 out of 5, Election Day voter, Up to 20 years, Council District 12, English

Question: What is the most important issue facing your community today?

Answer: The economy is a big problem. We need more jobs.

Female, 65+, Democratic, US born, 2 out of 5, Permanent vote, More than 20 years, Council District 03, English

Question: What is the most important issue facing your community today?

Answer: That would be the unemployment. People are having difficulty getting jobs, so they are living on the streets.

Female, 65+, Democratic, US born, 4 out of 5, Permanent vote, More than 20 years, Council District 03, English



Probolsky Research
3990 Westerly Place Suite 185
Newport Beach CA 92660 USA

Newport Beach (949) 855-6400
San Francisco (415) 870-8150
Washington DC (202) 559-0270

Question: What is the most important issue facing your community today?
Answer: The crime rate is too high.

Female, 55-64, Democratic, Birthplace unknown, 3 out of 5, Election Day voter, More than 20 years, Council District 11, English
Question: What is the most important issue facing your community today?
Answer: It is education. We need to focus more on quality education.

Female, 55-64, Democratic, US born, 1 out of 5, Permanent vote, Up to 5 years, Council District 03, English
Question: What is the most important issue facing your community today?
Answer: It is the S vote.

Female, 65+, Democratic, US born, 4 out of 5, Permanent vote, Up to 20 years, Council District 10, English
Question: What is the most important issue facing your community today?
Answer: That would be the homeless and rent of the people with low income.

Female, 65+, Democratic, US born, 3 out of 5, Election Day voter, More than 20 years, Council District 02, English
Question: What is the most important issue facing your community today?
Answer: That would be the Donald Trump. He is the wrong guy in the wrong place.

Male, 65+, Democratic, Birthplace unknown, 4 out of 5, Election Day voter, Up to 20 years, Council District 08, Spanish
Question: What is the most important issue facing your community today?
Answer: Everything is fine here.

Female, 65+, Democratic, US born, 4 out of 5, Election Day voter, More than 20 years, Council District 12, English
Question: What is the most important issue facing your community today?
Answer: The most important issue is finding out how we can run our country with our president who gives me a great deal of sorrow.

Male, 65+, Democratic, US born, 4 out of 5, Permanent vote, More than 20 years, Council District 05, English
Question: What is the most important issue facing your community today?
Answer: I would like to see Donald Trump impeached or resign.

Female, 55-64, Democratic, Foreign born, 4 out of 5, Election Day voter, Up to 20 years, Council District 14, Spanish
Question: What is the most important issue facing your community today?



Probolsky Research
3990 Westerly Place Suite 185
Newport Beach CA 92660 USA

Newport Beach (949) 855-6400
San Francisco (415) 870-8150
Washington DC (202) 559-0270

Answer: That would be homelessness because there are a lot of people who don't have a house to live in.

Female, 65+, Democratic, US born, 3 out of 5, Permanent vote, More than 20 years, Council District 07, English

Question: What is the most important issue facing your community today?

Answer: It is overcrowding. They are building apartments four or five stories high in residential areas.

Male, 65+, Democratic, US born, 5 out of 5, Previous vote, More than 20 years, Council District 12, English

Question: What is the most important issue facing your community today?

Answer: I really wouldn't know which one is most important. We have so many issues in this community that I can't decide which is the most important out of all of them.

Male, 65+, Democratic, US born, 2 out of 5, Election Day voter, Up to 20 years, Council District 13, English

Question: What is the most important issue facing your community today?

Answer: That would be traffic and overcrowding.

Male, 55-64, Democratic, US born, 3 out of 5, Election Day voter, Up to 10 years, Council District 05, English

Question: What is the most important issue facing your community today?

Answer: Hate speech is the biggest problem right now.

Male, 65+, Democratic, US born, 4 out of 5, Previous vote, Up to 20 years, Council District 07, English

Question: What is the most important issue facing your community today?

Answer: That would be global warming and preserving the environment. It would take an hour, but shall we say, the economy.

Male, 65+, Democratic, US born, 3 out of 5, Previous vote, More than 20 years, Council District 13, English

Question: What is the most important issue facing your community today?

Answer: It is the bad sidewalks. They need improvements and repairs in my area.

Female, 65+, Democratic, US born, 4 out of 5, Permanent vote, More than 20 years, Council District 02, English

Question: What is the most important issue facing your community today?

Answer: That would be jobs. There are not enough of them. It is a two-sided sort of thing. Employers in California are overburdened with regulations, so they are loath to hire, especially entry-level jobs. That helps the economy most when people are employed.

Female, 65+, Democratic, Foreign born, 3 out of 5, Election Day voter, Up to 20 years, Council District 11, English

Question: What is the most important issue facing your community today?



Probolsky Research

3990 Westerly Place Suite 185

Newport Beach CA 92660 USA

Newport Beach (949) 855-6400

San Francisco (415) 870-8150

Washington DC (202) 559-0270

Answer: The uncertainty of what is going on in our government is a real concern to me and to others. In terms of community, it is probably the airport. They are trying to expand it. Depending on what they do, it may be a problem.

Female, 65+, Democratic, US born, 5 out of 5, Permanent vote, More than 20 years, Council District 02, English

Question: What is the most important issue facing your community today?

Answer: We have had our house since 1974. The trees are getting taller. I have been trying to get them trimmed. They are 80 feet tall.

Female, 65+, Democratic, Foreign born, 2 out of 5, Election Day voter, Up to 10 years, Council District 10, Spanish

Question: What is the most important issue facing your community today?

Answer: They need to help rebuild some houses here in our community. They need to improve their garbage disposal program. They don't consistently collect our garbage here in our community. Lastly, it is crime. Our community needs more police visibility.

Female, 65+, Democratic, US born, 5 out of 5, Election Day voter, Up to 20 years, Council District 12, English

Question: What is the most important issue facing your community today?

Answer: It is the gate groups.

Female, 65+, Democratic, US born, 4 out of 5, Permanent vote, More than 20 years, Council District 05, English

Question: What is the most important issue facing your community today?

Answer: Homeless people overcrowd the city.

Male, 55-64, Democratic, US born, 3 out of 5, Previous vote, More than 20 years, Council District 11, English

Question: What is the most important issue facing your community today?

Answer: The most important issue facing my area is traffic congestion.

Male, 55-64, Democratic, Foreign born, 3 out of 5, Election Day voter, Up to 10 years, Council District 03, Spanish

Question: What is the most important issue facing your community today?

Answer: There are no problems at all. The truth is that it is very peaceful here and everything is calm.

Male, 65+, Democratic, US born, 5 out of 5, Permanent vote, More than 20 years, Council District 12, English

Question: What is the most important issue facing your community today?

Answer: It is the lack of police.

Male, 65+, Democratic, US born, 3 out of 5, Permanent vote, More than 20 years, Council District 05, English



Probolsky Research
3990 Westerly Place Suite 185
Newport Beach CA 92660 USA

Newport Beach (949) 855-6400
San Francisco (415) 870-8150
Washington DC (202) 559-0270

Question: What is the most important issue facing your community today?

Answer: Taxes are too high. If they were spent wisely, they wouldn't have to be too high.

Male, 65+, Democratic, US born, 4 out of 5, Previous vote, More than 20 years, Council District 07, English

Question: What is the most important issue facing your community today?

Answer: It is probably overdevelopment. There is too much real estate speculation.

Female, 55-64, Democratic, US born, 2 out of 5, Permanent vote, Less than one year, Council District 05, English

Question: What is the most important issue facing your community today?

Answer: Race relations are very important to me. Although, people do get along very well in Santa Monica and the other wealthy neighborhoods.

Female, 65+, Republican, US born, 4 out of 5, Election Day voter, Up to 10 years, Council District 03, English

Question: What is the most important issue facing your community today?

Answer: It is probably immigration or the ability to have illegals here in California, which I don't like. We have to pay for them.

Male, 65+, Democratic, US born, 3 out of 5, Previous vote, Less than one year, Council District 07, English

Question: What is the most important issue facing your community today?

Answer: That would be affordable housing. They want to tear down the affordable housing to build high-rises that people can't afford.

Female, 65+, Republican, US born, 4 out of 5, Permanent vote, Up to 20 years, Council District 11, English

Question: What is the most important issue facing your community today?

Answer: It is education.

Female, 55-64, Republican, US born, 3 out of 5, Election Day voter, Up to 20 years, Council District 11, English

Question: What is the most important issue facing your community today?

Answer: There are coyotes in my neighborhood. Also, it would be the LAX expansion plans and traffic.

Female, 35-54, Democratic, US born, 3 out of 5, Election Day voter, More than 20 years, Council District 05, English

Question: What is the most important issue facing your community today?

Answer: That would be homelessness and lack of affordable housing.

Male, 55-64, Republican, US born, 2 out of 5, Previous vote, More than 20 years, Council District 11, English



Probolsky Research
3990 Westerly Place Suite 185
Newport Beach CA 92660 USA

Newport Beach (949) 855-6400
San Francisco (415) 870-8150
Washington DC (202) 559-0270

Question: What is the most important issue facing your community today?

Answer: Jobs is the biggest issue right now. We need to provide the economic incentives for companies to want to relocate here to the Los Angeles area.

Female, 55-64, Democratic, US born, 3 out of 5, Previous vote, Up to 20 years, Council District 05, English

Question: What is the most important issue facing your community today?

Answer: That would be the streets. It is also the water.

Male, 55-64, Democratic, US born, 3 out of 5, Election Day voter, More than 20 years, Council District 11, English

Question: What is the most important issue facing your community today?

Answer: Charter schools are attempting to take over the Los Angeles school boards.

Male, 65+, Republican, Birthplace unknown, 4 out of 5, Permanent vote, Less than one year, Council District 11, English

Question: What is the most important issue facing your community today?

Answer: That would be public safety, overdevelopment, and lack of infrastructure. The government is taking care of these.

Male, 55-64, DTS, Foreign born, 5 out of 5, Permanent vote, Less than one year, Council District 14, English

Question: What is the most important issue facing your community today?

Answer: The most important issue is maybe major crimes.

Male, 65+, Democratic, US born, 3 out of 5, Permanent vote, Up to 10 years, Council District 11, English

Question: What is the most important issue facing your community today?

Answer: The issue would be the crazy president.

Female, 55-64, Republican, US born, 4 out of 5, Permanent vote, More than 20 years, Council District 02, English

Question: What is the most important issue facing your community today?

Answer: It is homelessness.

Female, 55-64, Democratic, US born, 3 out of 5, Election Day voter, More than 20 years, Council District 10, English

Question: What is the most important issue facing your community today?

Answer: The most important issue is fixing and the reunification of our neighborhood.

Female, 55-64, DTS, Foreign born, 3 out of 5, Permanent vote, Up to 5 years, Council District 07, English



Probolsky Research

3990 Westerly Place Suite 185

Newport Beach CA 92660 USA

Newport Beach (949) 855-6400

San Francisco (415) 870-8150

Washington DC (202) 559-0270

Question: What is the most important issue facing your community today?
Answer: That would be safety from terrorists.



Probolsky Research
3990 Westerly Place Suite 185
Newport Beach CA 92660 USA

Newport Beach (949) 855-6400
San Francisco (415) 870-8150
Washington DC (202) 559-0270