

Orange County Voter Survey

Future of Orange County's Transportation



July 25, 2017



Opinion Research on
Elections and Public Policy

Probolsky Research
3990 Westerly Place Suite 185
Newport Beach CA 92660

Newport Beach (949) 855-6400
San Francisco (415) 870-8150
Washington DC (202) 559-0270

Orange County Voter Survey

Transportation

Survey Methodology

From Monday, June 10 to Wednesday, June 12, 2017, Probolsky Research conducted a survey among Orange County, CA voters.

A total of 300 voters were polled in a multi-mode survey. A survey of this size yields a margin of error of +/-5.8% with a confidence level of 95%. Interviews were conducted with respondents on both landline and mobile phones (65.3%) and online (37%). Please see the next slide to view the text of the email sent to respondents for the online survey version. Respondents were able to complete the survey in English or Spanish (4.6%).

Our sample was developed from the voter files originally compiled by the Orange County Registrar of Voters and enhanced to add additional contact information. Probolsky Research ensured that the demographic proportions of survey respondents match the demographic composition of Orange County, CA voters.

Probolsky Research specializes in opinion research on behalf of corporate, government, non-profit, and special interest clients.



Probolsky Research
3990 Westerly Place Suite 185
Newport Beach CA 92660

Newport Beach (949) 855-6400
San Francisco (415) 870-8150
Washington DC (202) 559-0270

Orange County Voter Survey

Transportation

Survey Methodology (cont.)

Email Text:

Dear {FirstName},

We are conducting a survey about issues facing your community. Your opinion is important and will remain confidential.

{SURVEY LINK}

(Note: Please do not forward the survey link to others as it is personalized to ensure that the survey will only work once; for the resident indicated.)

Thank you



Probolsky Research
3990 Westerly Place Suite 185
Newport Beach CA 92660

Newport Beach (949) 855-6400
San Francisco (415) 870-8150
Washington DC (202) 559-0270

Top Issues

Open-Ended Question



Probolsky Research
3990 Westerly Place Suite 185
Newport Beach CA 92660

Newport Beach (949) 855-6400
San Francisco (415) 870-8150
Washington DC (202) 559-0270

What is Top of Mind within Orange County?



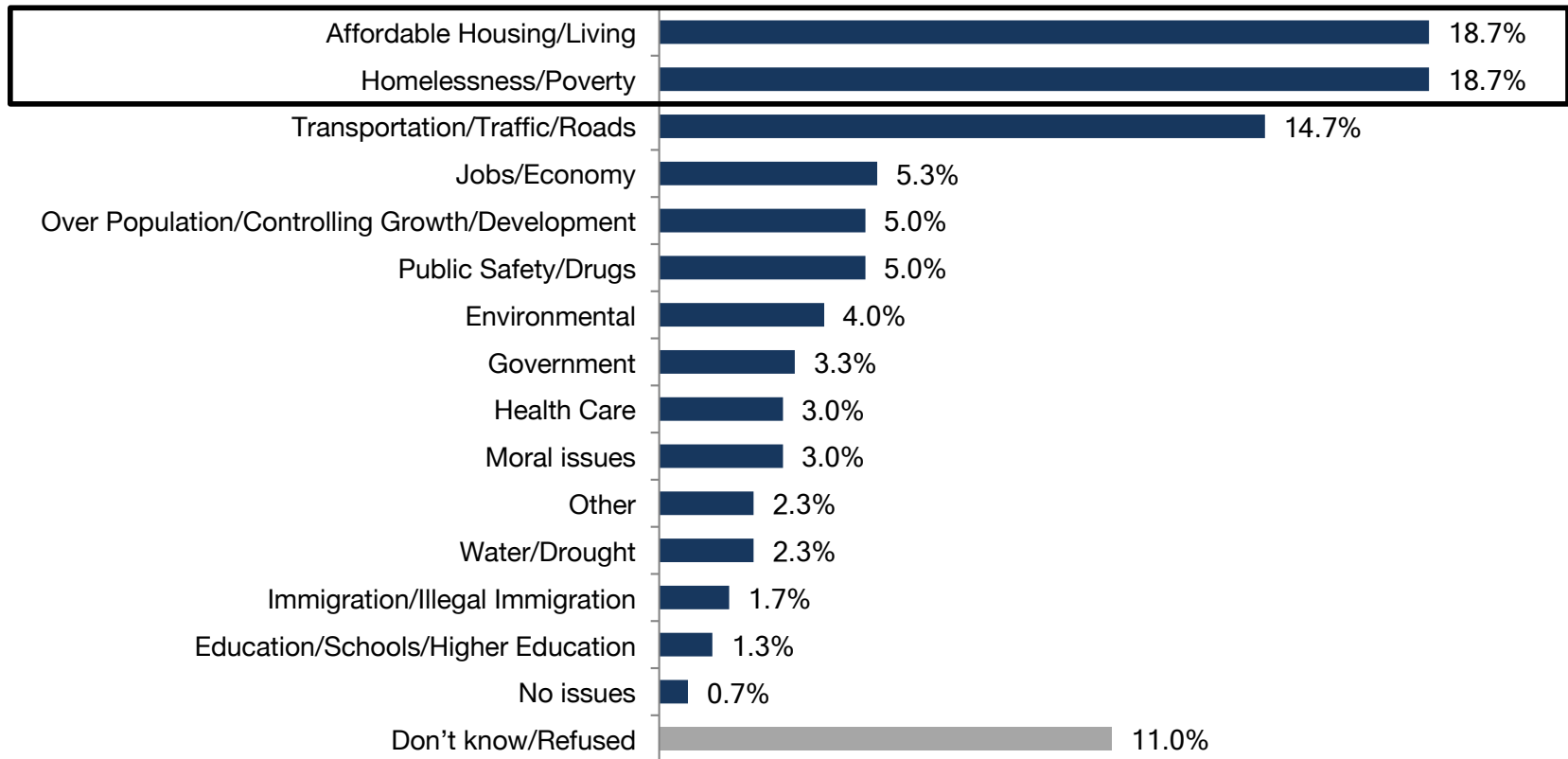
Probolsky Research
3990 Westerly Place Suite 185
Newport Beach CA 92660

Newport Beach (949) 855-6400
San Francisco (415) 870-8150
Washington DC (202) 559-0270

Affordable Housing and Homelessness/Poverty

Are most important issues among voters

Question: What is the most important issue facing your community Orange County?



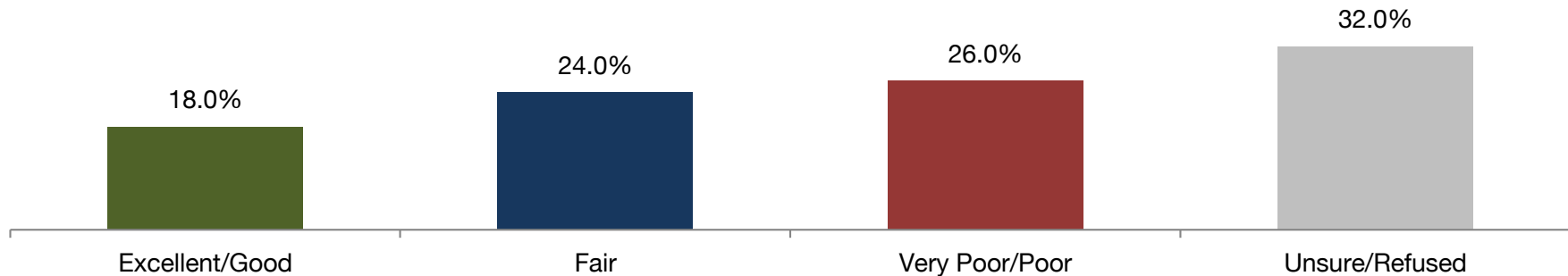
Probolsky Research
3990 Westerly Place Suite 185
Newport Beach CA 92660

Newport Beach (949) 855-6400
San Francisco (415) 870-8150
Washington DC (202) 559-0270

No Consensus on OCTA Managing M2

Funds

Question: Measure M was first approved by Orange County voters in 1990 for 20 years and later, Measure M2 was re-approved in 2006 for an additional 30 years. Measure M2 is a half-cent sales tax that has delivered billions of dollars in transportation improvements. The Orange County Transportation Authority (OCTA) oversee Measure M2. Do you think OCTA is doing an Excellent, Good, Fair, Poor, or Very Poor job at managing Measure M2 funds?

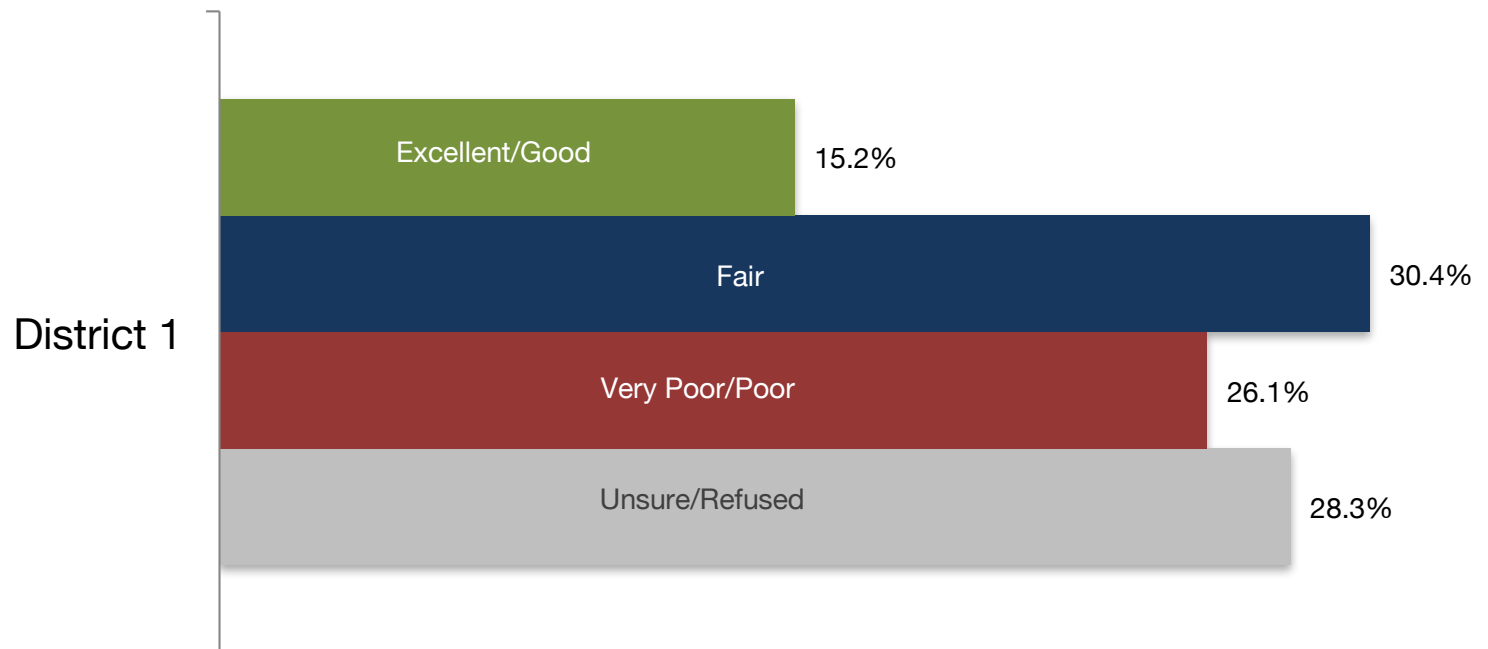


Probolsky Research
3990 Westerly Place Suite 185
Newport Beach CA 92660

Newport Beach (949) 855-6400
San Francisco (415) 870-8150
Washington DC (202) 559-0270

Significant Supervisorial District Differences

Question: Measure M was first approved by Orange County voters in 1990 for 20 years and later, Measure M2 was re-approved in 2006 for an additional 30 years. Measure M2 is a half-cent sales tax that has delivered billions of dollars in transportation improvements. The Orange County Transportation Authority (OCTA) oversee Measure M2. Do you think OCTA is doing an Excellent, Good, Fair, Poor, or Very Poor job at managing Measure M2 funds?

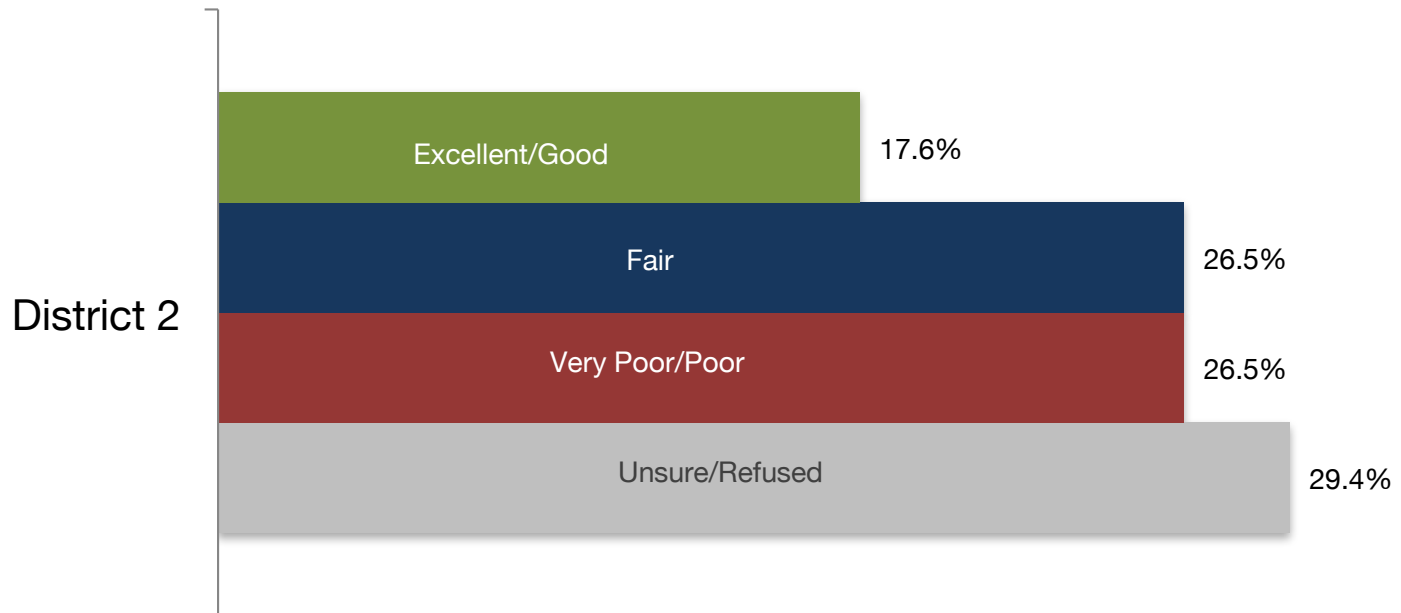


Probolsky Research
3990 Westerly Place Suite 185
Newport Beach CA 92660

Newport Beach (949) 855-6400
San Francisco (415) 870-8150
Washington DC (202) 559-0270

Significant Supervisorial District Differences

Question: Measure M was first approved by Orange County voters in 1990 for 20 years and later, Measure M2 was re-approved in 2006 for an additional 30 years. Measure M2 is a half-cent sales tax that has delivered billions of dollars in transportation improvements. The Orange County Transportation Authority (OCTA) oversee Measure M2. Do you think OCTA is doing an Excellent, Good, Fair, Poor, or Very Poor job at managing Measure M2 funds?

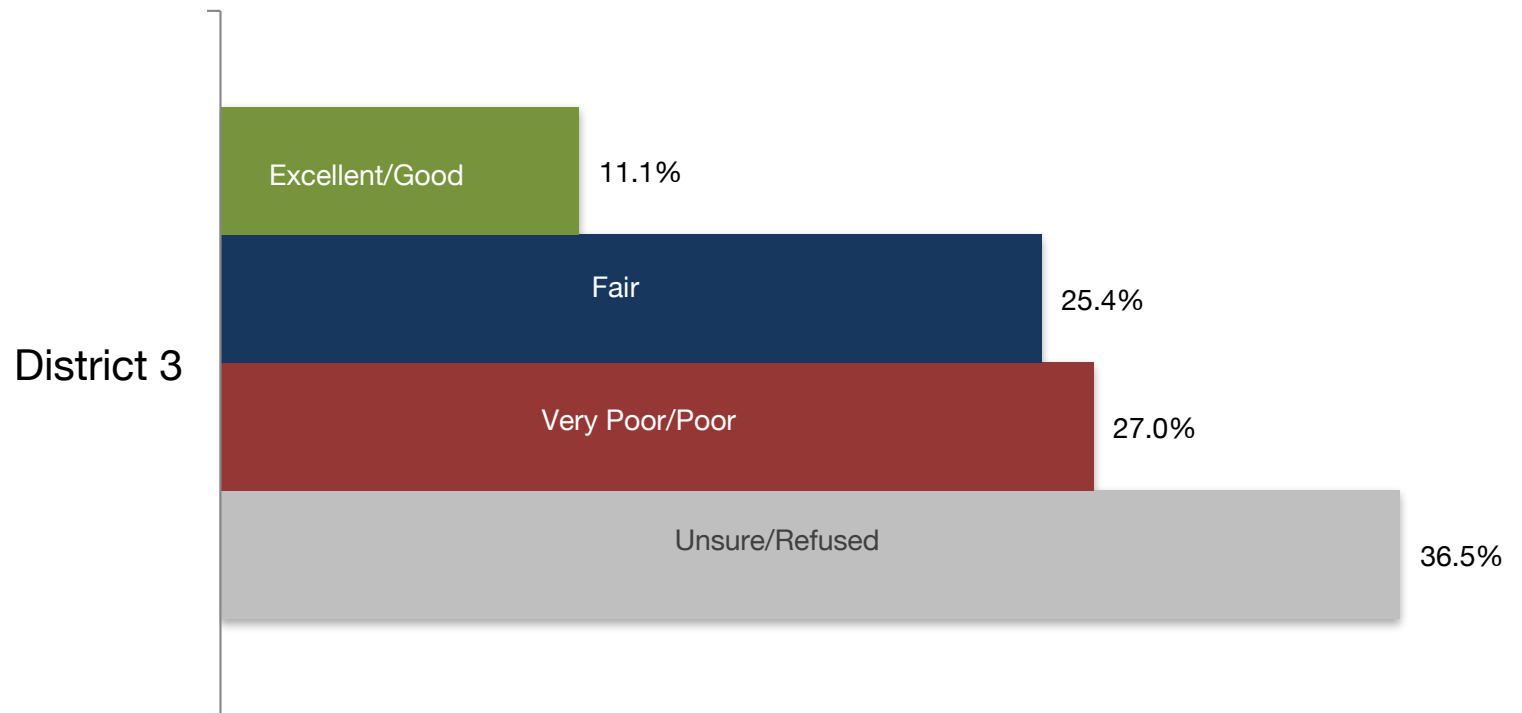


Probolsky Research
3990 Westerly Place Suite 185
Newport Beach CA 92660

Newport Beach (949) 855-6400
San Francisco (415) 870-8150
Washington DC (202) 559-0270

Significant Supervisorial District Differences

Question: Measure M was first approved by Orange County voters in 1990 for 20 years and later, Measure M2 was re-approved in 2006 for an additional 30 years. Measure M2 is a half-cent sales tax that has delivered billions of dollars in transportation improvements. The Orange County Transportation Authority (OCTA) oversee Measure M2. Do you think OCTA is doing an Excellent, Good, Fair, Poor, or Very Poor job at managing Measure M2 funds?

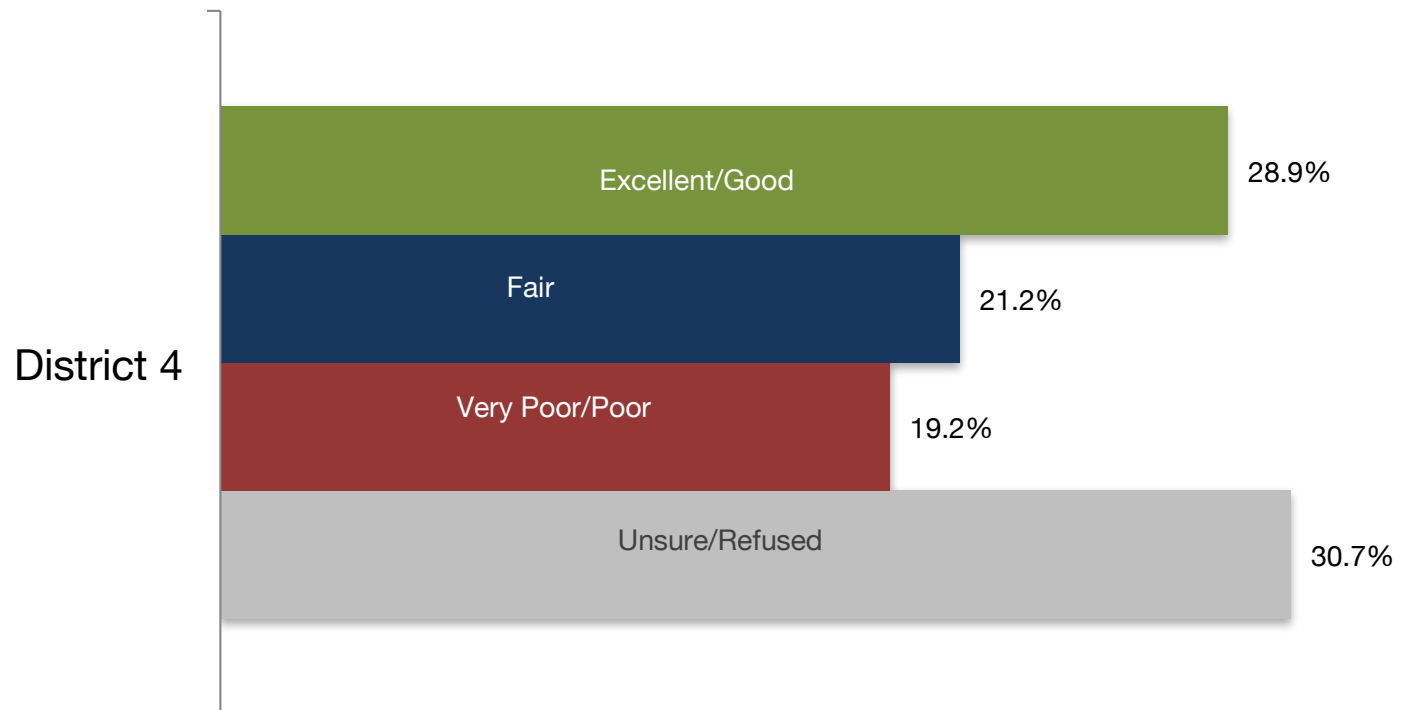


Probolsky Research
3990 Westerly Place Suite 185
Newport Beach CA 92660

Newport Beach (949) 855-6400
San Francisco (415) 870-8150
Washington DC (202) 559-0270

Significant Supervisorial District Differences

Question: Measure M was first approved by Orange County voters in 1990 for 20 years and later, Measure M2 was re-approved in 2006 for an additional 30 years. Measure M2 is a half-cent sales tax that has delivered billions of dollars in transportation improvements. The Orange County Transportation Authority (OCTA) oversee Measure M2. Do you think OCTA is doing an Excellent, Good, Fair, Poor, or Very Poor job at managing Measure M2 funds?

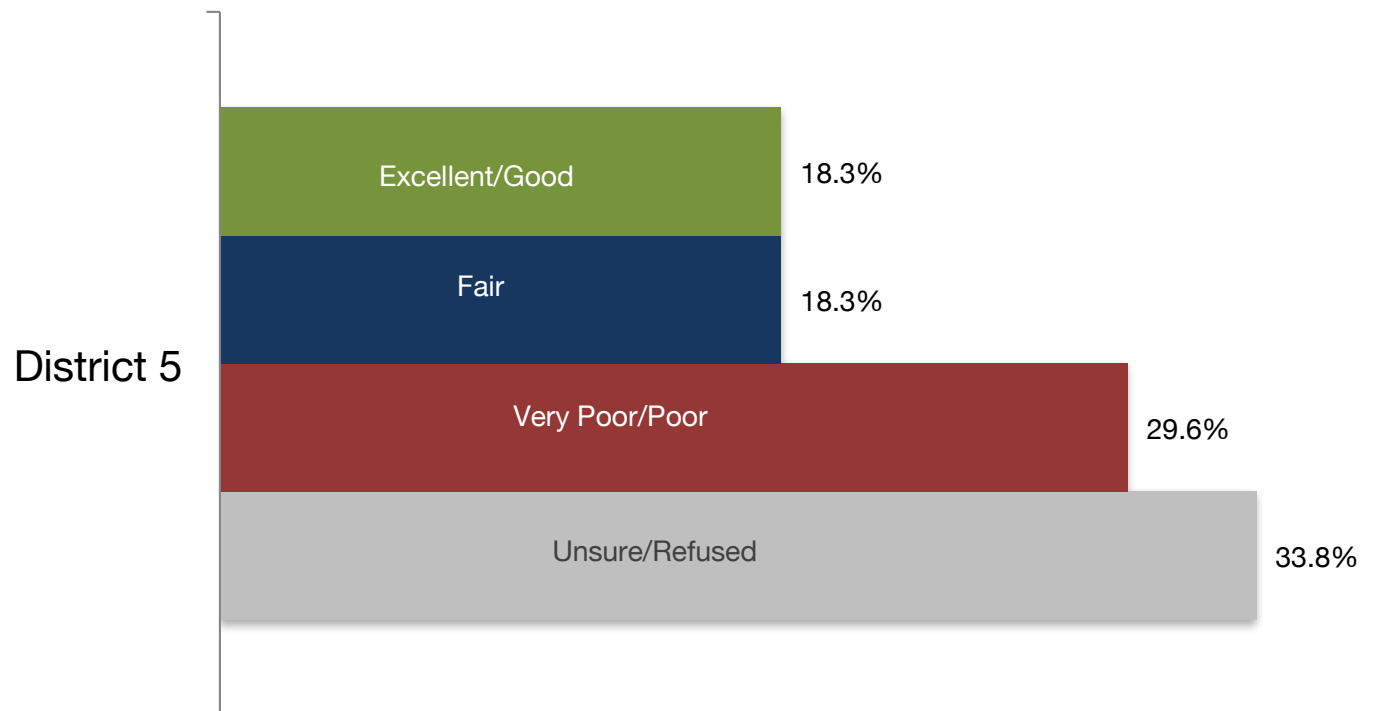


Probolsky Research
3990 Westerly Place Suite 185
Newport Beach CA 92660

Newport Beach (949) 855-6400
San Francisco (415) 870-8150
Washington DC (202) 559-0270

Significant Supervisorial District Differences

Question: Measure M was first approved by Orange County voters in 1990 for 20 years and later, Measure M2 was re-approved in 2006 for an additional 30 years. Measure M2 is a half-cent sales tax that has delivered billions of dollars in transportation improvements. The Orange County Transportation Authority (OCTA) oversee Measure M2. Do you think OCTA is doing an Excellent, Good, Fair, Poor, or Very Poor job at managing Measure M2 funds?




Probolsky Research
3990 Westerly Place Suite 185
Newport Beach CA 92660

Newport Beach (949) 855-6400
San Francisco (415) 870-8150
Washington DC (202) 559-0270

Democratic Voters View OCTA More Favorably

Favorably

Question: Measure M was first approved by Orange County voters in 1990 for 20 years and later, Measure M2 was re-approved in 2006 for an additional 30 years. Measure M2 is a half-cent sales tax that has delivered billions of dollars in transportation improvements. The Orange County Transportation Authority (OCTA) oversee Measure M2. Do you think OCTA is doing an Excellent, Good, Fair, Poor, or Very Poor job at managing Measure M2 funds?

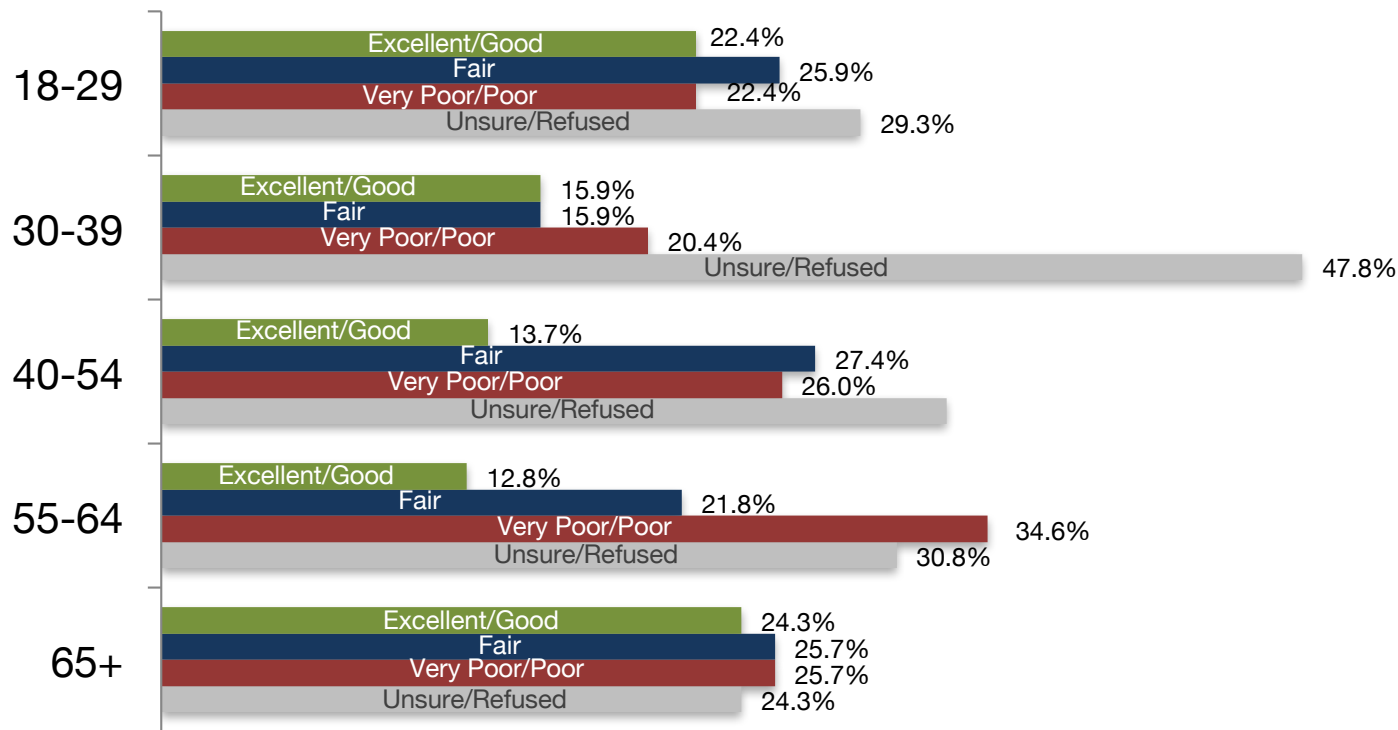


Probolsky Research
 3990 Westerly Place Suite 185
 Newport Beach CA 92660

Newport Beach (949) 855-6400
 San Francisco (415) 870-8150
 Washington DC (202) 559-0270

Disagreement Among Age Groups on OCTA's Job managing M2 funds

Question: Measure M was first approved by Orange County voters in 1990 for 20 years and later, Measure M2 was re-approved in 2006 for an additional 30 years. Measure M2 is a half-cent sales tax that has delivered billions of dollars in transportation improvements. The Orange County Transportation Authority (OCTA) oversee Measure M2. Do you think OCTA is doing an Excellent, Good, Fair, Poor, or Very Poor job at managing Measure M2 funds?

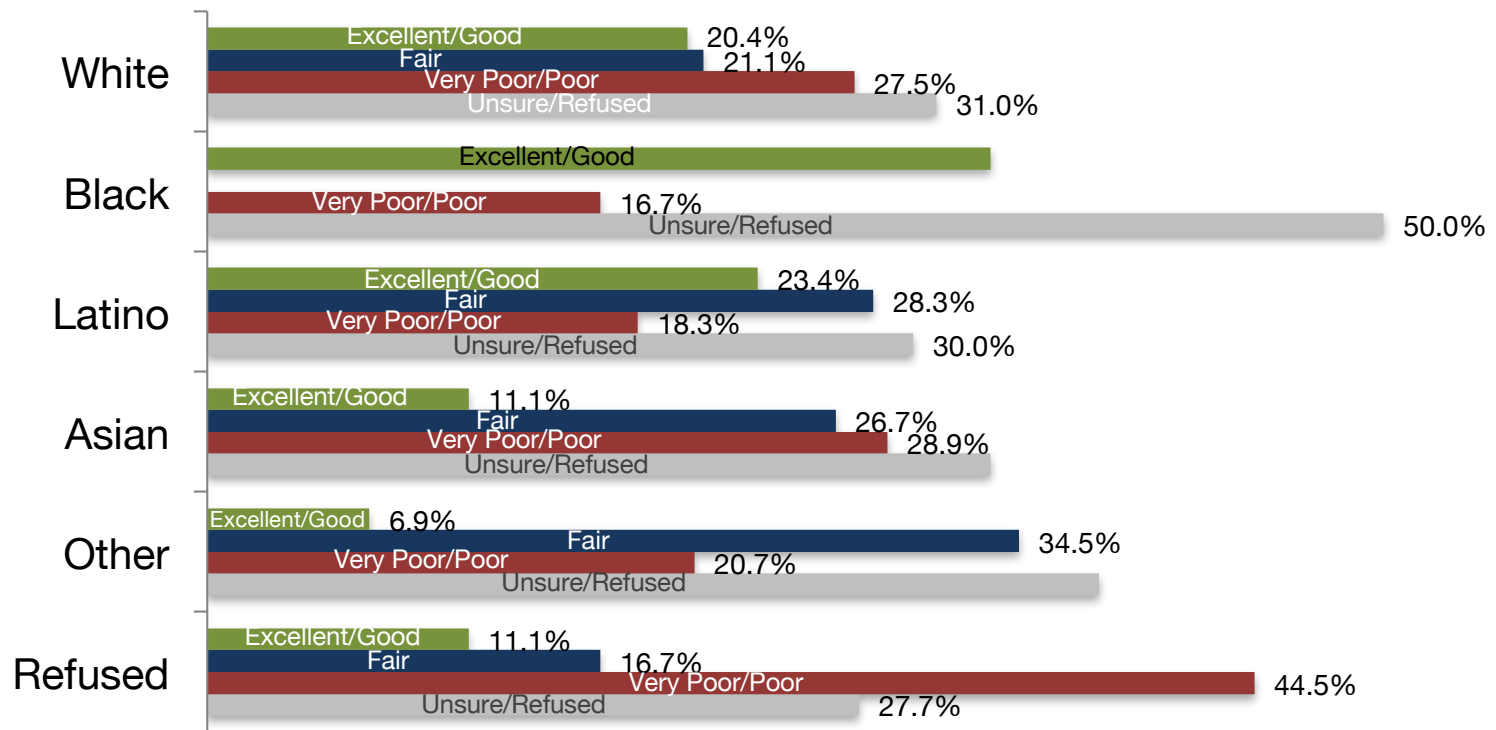


Probolsky Research
 3990 Westerly Place Suite 185
 Newport Beach CA 92660

Newport Beach (949) 855-6400
 San Francisco (415) 870-8150
 Washington DC (202) 559-0270

Differences Among Ethnic Groups on OCTA's Job managing M2 funds

Question: Measure M was first approved by Orange County voters in 1990 for 20 years and later, Measure M2 was re-approved in 2006 for an additional 30 years. Measure M2 is a half-cent sales tax that has delivered billions of dollars in transportation improvements. The Orange County Transportation Authority (OCTA) oversee Measure M2. Do you think OCTA is doing an Excellent, Good, Fair, Poor, or Very Poor job at managing Measure M2 funds?

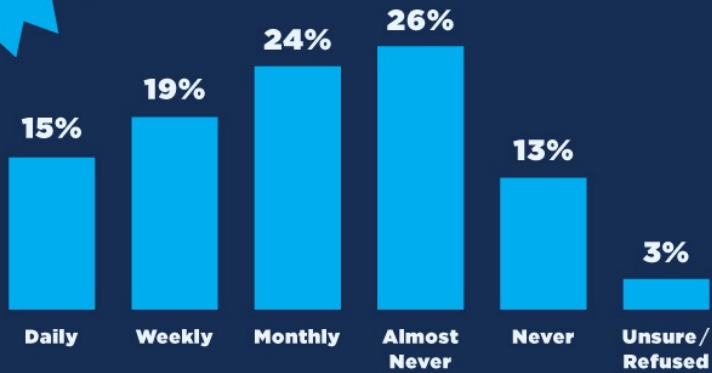


Probolsky Research
 3990 Westerly Place Suite 185
 Newport Beach CA 92660

Newport Beach (949) 855-6400
 San Francisco (415) 870-8150
 Washington DC (202) 559-0270

How often do you drive or ride on the 91 Freeway?

58% Regularly



Which of the following best describes how you feel about transportation between Orange County and Riverside County?




51%

Improving the commute between Orange County and Riverside County is critical to a healthy growing economy in both counties.



30%

The economy in Orange County will thrive whether the commute between Orange County and Riverside County improves or not.



19%

Unsure / Refused

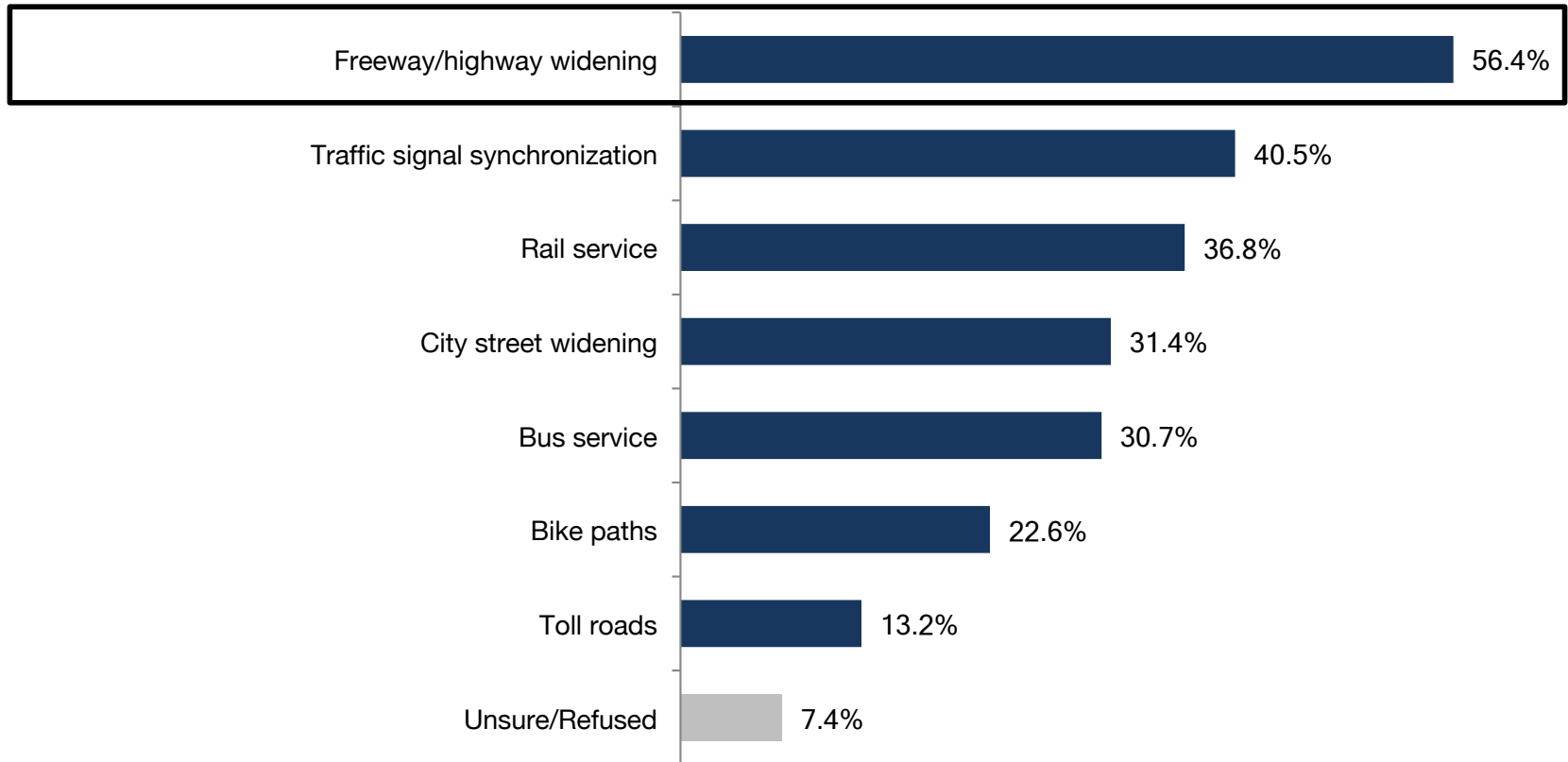
Probolsky Research conducted a multi-mode survey of 300 Orange County, CA voters via live telephone interviews on landline and mobile phones and online. The survey was offered in both English and Spanish from Monday, July 10 to Wednesday, July 12, 2017. The margin of error for this survey is +/-5.8% with a level of confidence of 95%.



Voters Choose Freeway/Highway Widening

As their top priority

Question: If you oversaw decision-making about where to spend transportation dollars in Orange County, which of the following would you choose to prioritize? Choose as many as you want.



Probolsky Research
3990 Westerly Place Suite 185
Newport Beach CA 92660

Newport Beach (949) 855-6400
San Francisco (415) 870-8150
Washington DC (202) 559-0270

Thank You.



Opinion Research on
Elections and Public Policy

Probolsky Research
3990 Westerly Place Suite 185
Newport Beach CA 92660

Newport Beach (949) 855-6400
San Francisco (415) 870-8150
Washington DC (202) 559-0270